


MANUAL TRANSMISSION

GI



MA

EM

LC

MODIFICATION NOTICE:

- KA24DE engine model information has been added.

EC

FE

CONTENTS

CL

<input type="text"/>	FS5W71C	<input type="text"/>
MAJOR OVERHAUL		2
Case Components		2
Gear Components - 2WD Model		3
Gear Components - 4WD Model		4
<input type="text"/>	FS5R30A	<input type="text"/>
MAJOR OVERHAUL		5

Case Components	5
Shift Control Components	6

MT

<input type="text"/>	FS5W71C & FS5R30A	<input type="text"/>
SERVICE DATA AND SPECIFICATIONS (SDS)	7	
General Specifications	7	

AT

TF

PD

FA

RA

BR

ST

RS

BT

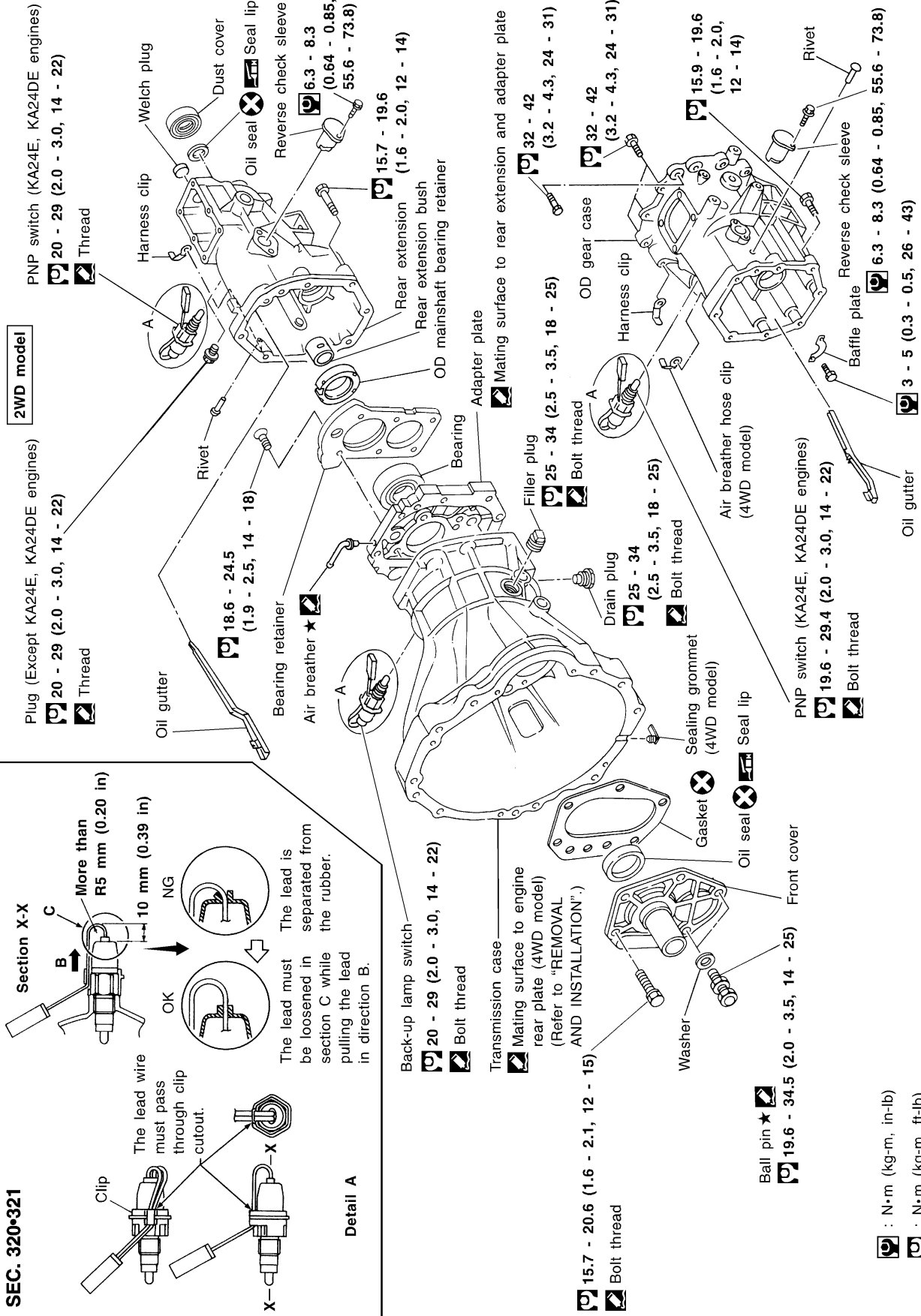
HA

EL

IDX

Case Components

SEC. 320-321



2WD model

4WD model

Plug (Except KA24E, KA24DE engines)
 20 - 29 (2.0 - 3.0, 14 - 22)
 Thread

PNP switch (KA24E, KA24DE engines)
 20 - 29 (2.0 - 3.0, 14 - 22)
 Thread

Oil gutter
 18.6 - 24.5 (1.9 - 2.5, 14 - 18)
 Rivet

Back-up lamp switch
 20 - 29 (2.0 - 3.0, 14 - 22)
 Bolt thread

Ball pin ★
 19.6 - 34.5 (2.0 - 3.5, 14 - 25)

Washer
 15.7 - 20.6 (1.6 - 2.1, 12 - 15)
 Bolt thread

Oil seal
 6.3 - 8.3 (0.64 - 0.85, 55.6 - 73.8)

Sealing grommet (4WD model)
 19.6 - 29.4 (2.0 - 3.0, 14 - 22)
 Bolt thread

Transmission case
 Mating surface to engine rear plate (4WD model) (Refer to "REMOVAL AND INSTALLATION".)

Oil seal
 15.9 - 19.6 (1.6 - 2.0, 12 - 14)

Oil grommet
 3 - 5 (0.3 - 0.5, 26 - 43)

Reverse check sleeve
 6.3 - 8.3 (0.64 - 0.85, 55.6 - 73.8)

Adapter plate
 32 - 42 (3.2 - 4.3, 24 - 31)

Oil seal
 6.3 - 8.3 (0.64 - 0.85, 55.6 - 73.8)

Oil gutter
 3 - 5 (0.3 - 0.5, 26 - 43)

Oil gutter
 3 - 5 (0.3 - 0.5, 26 - 43)

Reverse check sleeve
 6.3 - 8.3 (0.64 - 0.85, 55.6 - 73.8)

Adapter plate
 32 - 42 (3.2 - 4.3, 24 - 31)

Oil seal
 6.3 - 8.3 (0.64 - 0.85, 55.6 - 73.8)

Oil gutter
 3 - 5 (0.3 - 0.5, 26 - 43)

Oil gutter
 3 - 5 (0.3 - 0.5, 26 - 43)

Reverse check sleeve
 6.3 - 8.3 (0.64 - 0.85, 55.6 - 73.8)

Adapter plate
 32 - 42 (3.2 - 4.3, 24 - 31)

Oil seal
 6.3 - 8.3 (0.64 - 0.85, 55.6 - 73.8)

Oil gutter
 3 - 5 (0.3 - 0.5, 26 - 43)

Oil gutter
 3 - 5 (0.3 - 0.5, 26 - 43)

Reverse check sleeve
 6.3 - 8.3 (0.64 - 0.85, 55.6 - 73.8)

Adapter plate
 32 - 42 (3.2 - 4.3, 24 - 31)

Oil seal
 6.3 - 8.3 (0.64 - 0.85, 55.6 - 73.8)

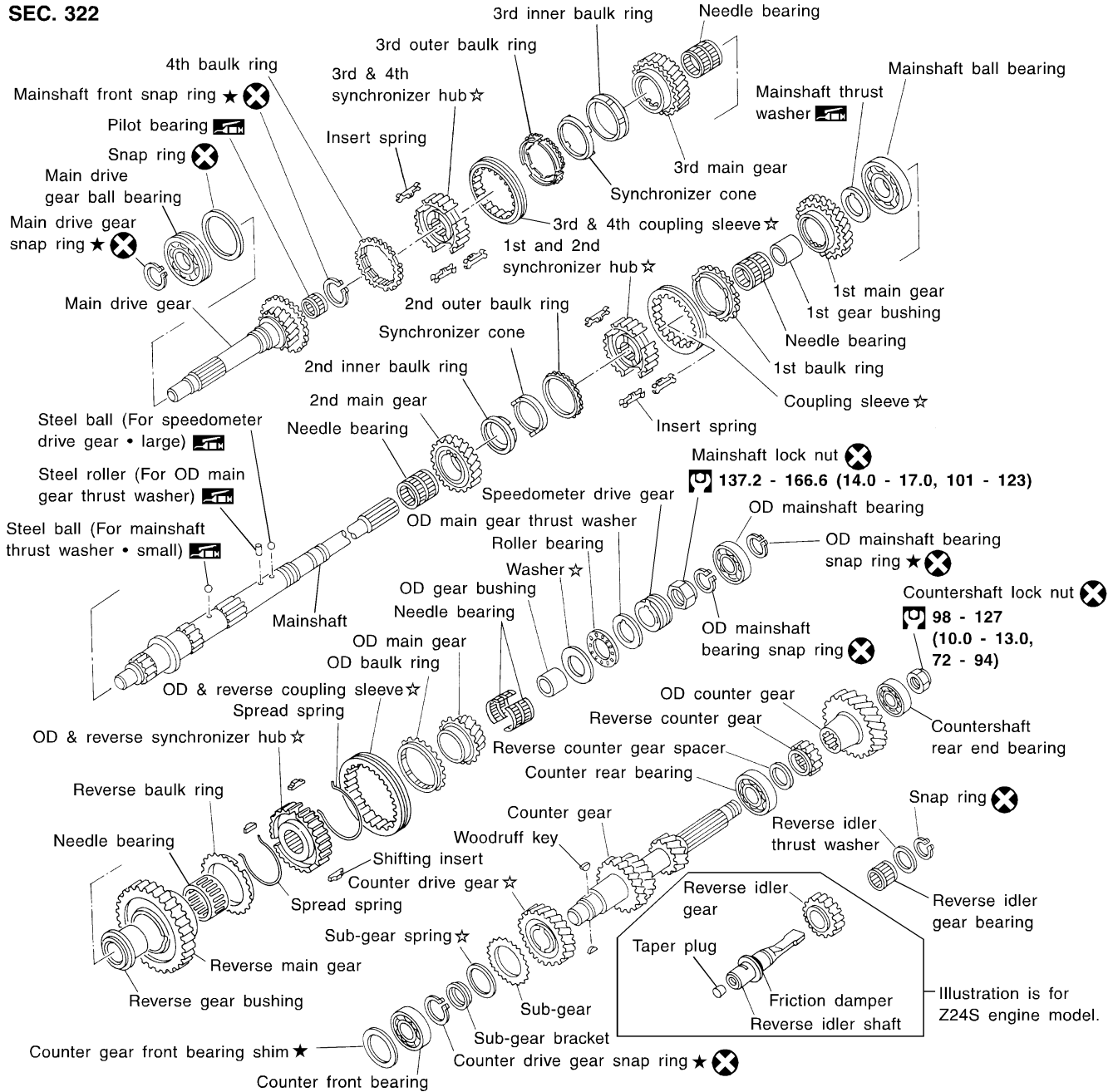
Oil gutter
 3 - 5 (0.3 - 0.5, 26 - 43)

Oil gutter
 3 - 5 (0.3 - 0.5, 26 - 43)

- ⊗ : N·m (kg-m, in-lb)
- ⊖ : N·m (kg-m, ft-lb)
- ★ : Apply recommended sealant, Nissan genuine part: KP610-00250, Three Bond 1215 or equivalent.
- ★ : Apply genuine Three Bond TB1324, Loctite 271 or equivalent (locking sealant).

Gear Components — 2WD Model

SEC. 322



Apply gear oil to gears, shafts, synchronizers and bearings when assembling.

☆ : Select with proper thickness.

⊗ : N·m (kg-m, ft-lb)

☆ : Pay attention to its direction.

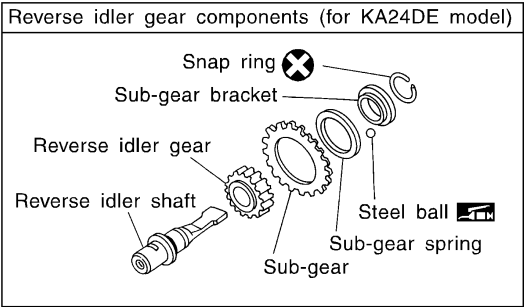
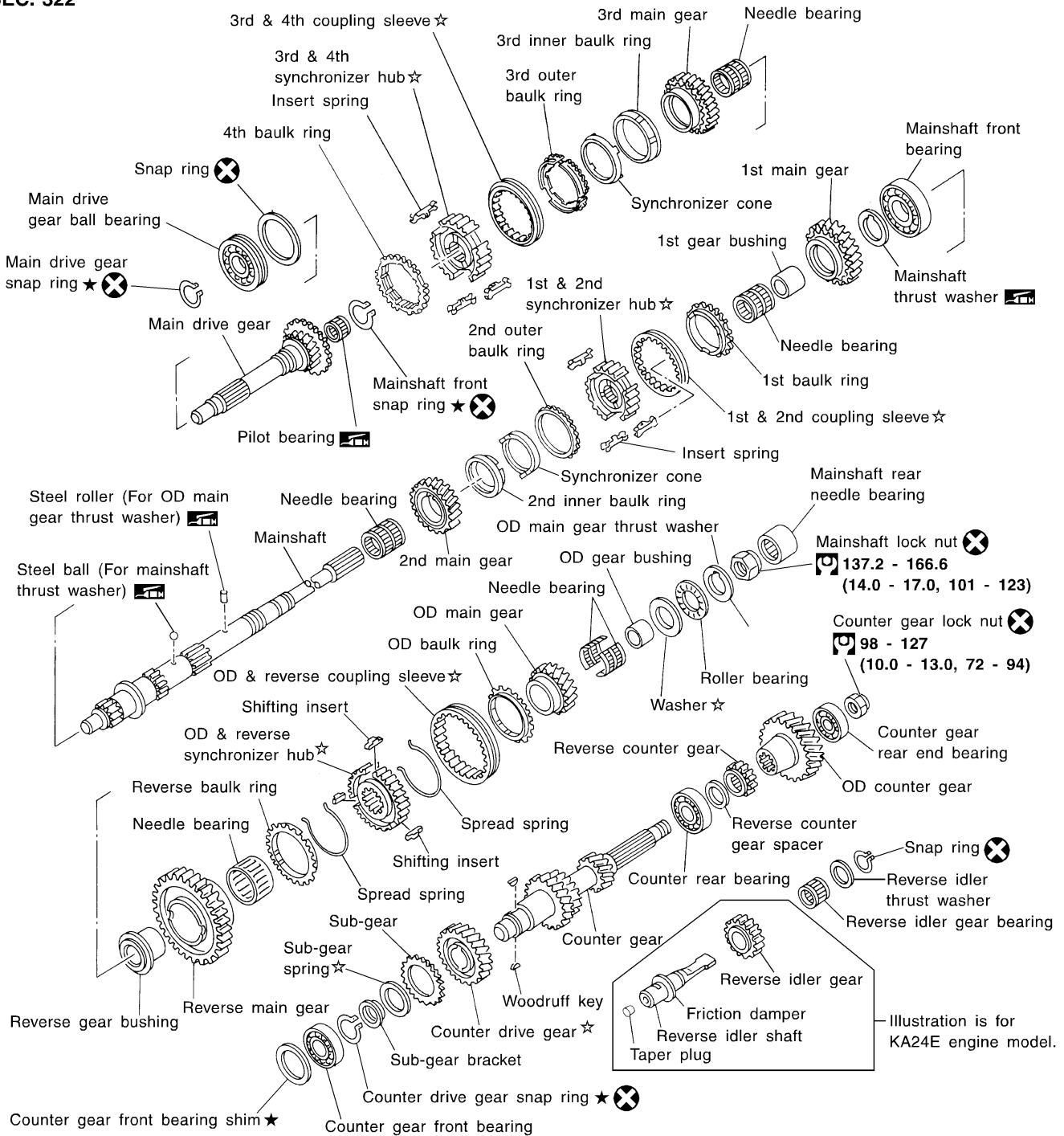
⚙️ : Should be lubricated with grease.

Reverse idler gear components	
KA24E & KA24DE engines	TD25 & TD27 engines

Illustration is for Z24S engine model.

Gear Components — 4WD Model

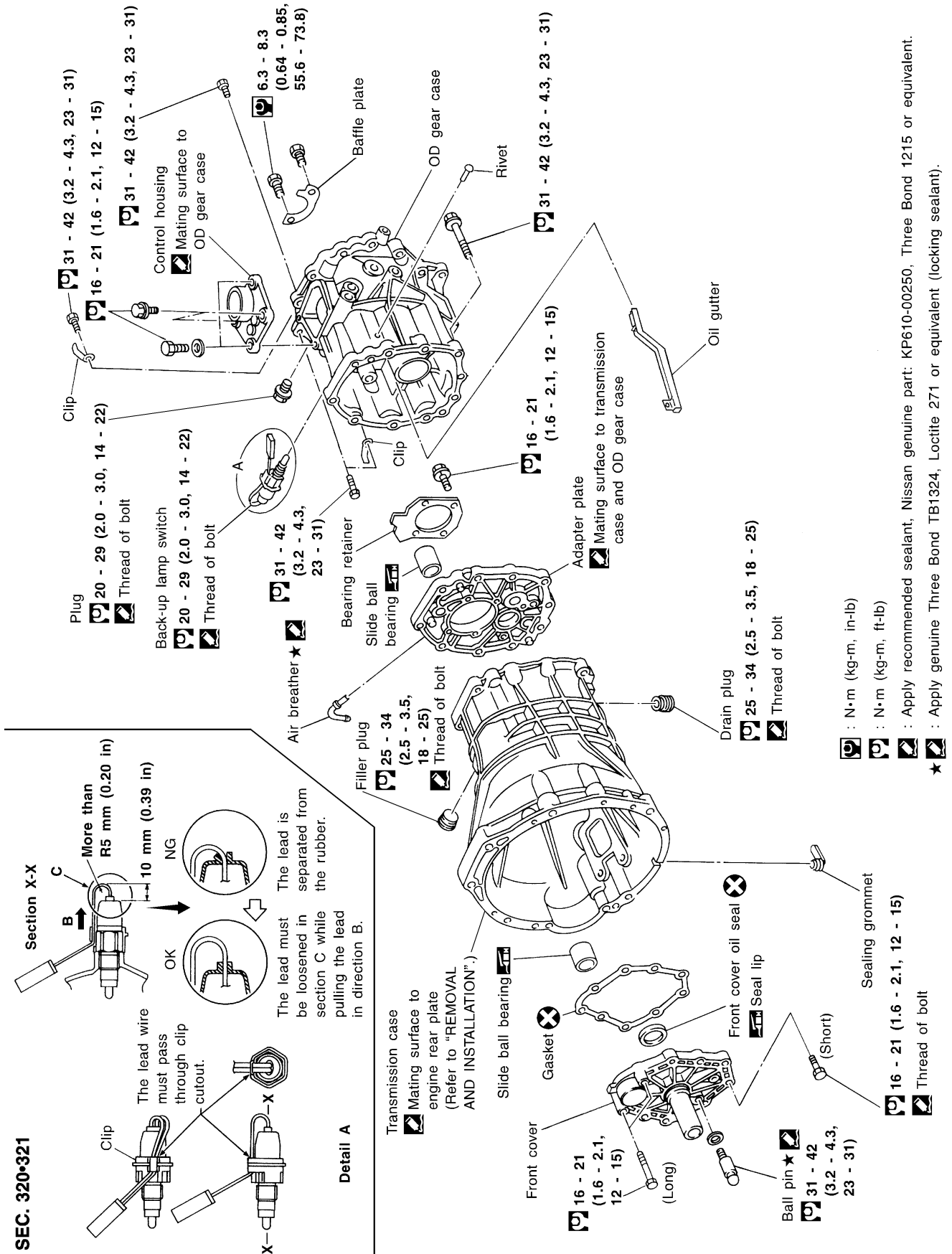
SEC. 322



Apply gear oil to gears, shafts, synchronizers and bearings when assembling.

- ★ : Select with proper thickness.
- ☆ : Pay attention to its direction.
- : N·m (kg-m, ft-lb)
- : Should be lubricated with grease.

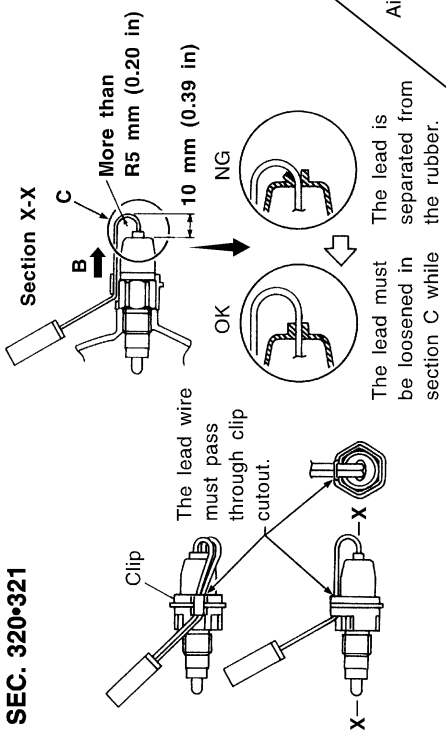
Case Components



SEC. 320-321

Section X-X

Detail A



- : N·m (kg·m, in·lb)
- : N·m (kg·m, ft·lb)
- : Apply recommended sealant, Nissan genuine part: KP610-00250, Three Bond 1215 or equivalent.
- : Apply genuine Three Bond TB1324, Loctite 271 or equivalent (locking sealant).
- ★

- GI
- MA
- EM
- LC
- EC
- FE
- CL
- MT
- AT
- TF
- PD
- FA
- RA
- BR
- ST
- RS
- BT
- HA
- EL
- IDX

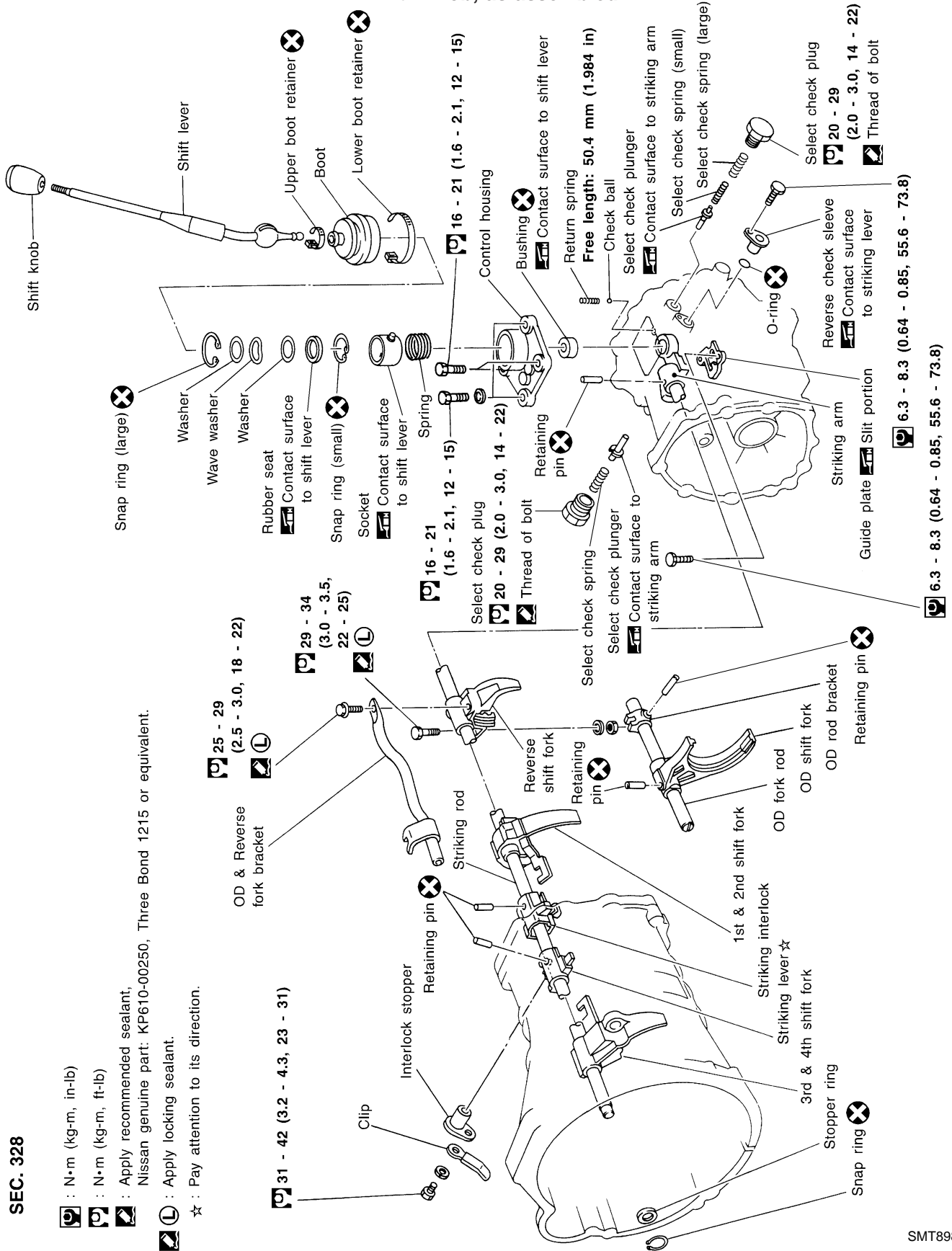
MT-5

SMT897D

Shift Control Components

CAUTION:

To avoid damage when replacing shift knob, remove shift lever with knob, as assembled.



SEC. 328

: N•m (kg-m, in-lb)

: N•m (kg-m, ft-lb)

: Apply recommended sealant,
Nissan genuine part: KP610-00250, Three Bond 1215 or equivalent.

: Apply locking sealant.

☆ : Pay attention to its direction.

General Specifications

Applied model	2WD					4WD			
	KA24E	KA24DE	Z24S	TD25	TD27	KA24E	KA24DE	TD25T	QD32
Transmission	FS5W71C							FS5R30A	
Number of speed	5								
Shift pattern									
Synchromesh type	Warner								
Gear ratio									
1st	3.592		3.985			3.592		3.580	
2nd	2.246		2.246			2.246		2.077	
3rd	1.415		1.415			1.415		1.360	
4th	1.000		1.000			1.000		1.000	
OD	0.821		0.821			0.821		0.811	
Reverse	3.657		3.657			3.657		3.636	
Number of teeth									
Mainshaft									
Drive	21		21			21		22	
1st	33		34			33		32	
2nd	28		28			28		30	
3rd	26		26			26		29	
OD	21		21			21		24	
Reverse	36		36			36		30	
Countershaft									
Drive	32		32			32		32	
1st	14		13			14		13	
2nd	19		19			19		21	
3rd	28		28			28		31	
OD	39		39			39		43	
Reverse	15		15			15		12	
Reverse idler gear	21					22			
Oil capacity ℓ (Imp pt)	2.0 (3-1/2)					4.9 (8-5/8)		5.1 (9)	
Remarks	Sub-gear	Counter drive gear	Installed						2nd & 3rd double baulk ring type synchronizer
		Reverse idler gear	Installed	Not installed			Installed		
	Double baulk ring type synchronizer	2nd and 3rd gears							
	Reverse synchronizer	Installed							

GI

MA

EM

LC

EC

FE

CL

MT

AT

TF

PD

FA

RA

BR

ST

RS

BT

HA

EL

IDX