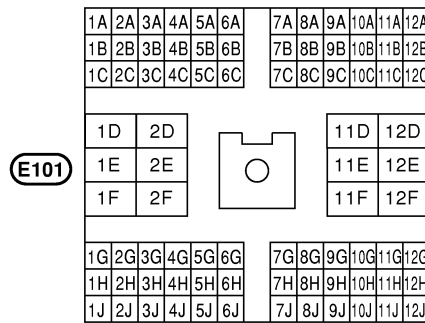
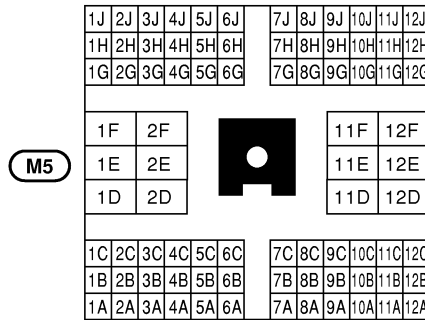


SUPER MULTIPLE JUNCTION (SMJ)

Terminal Arrangement

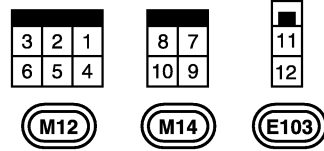
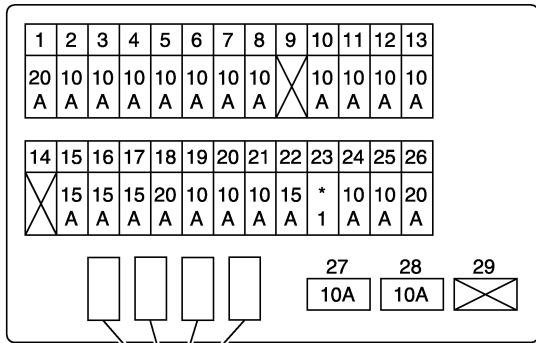
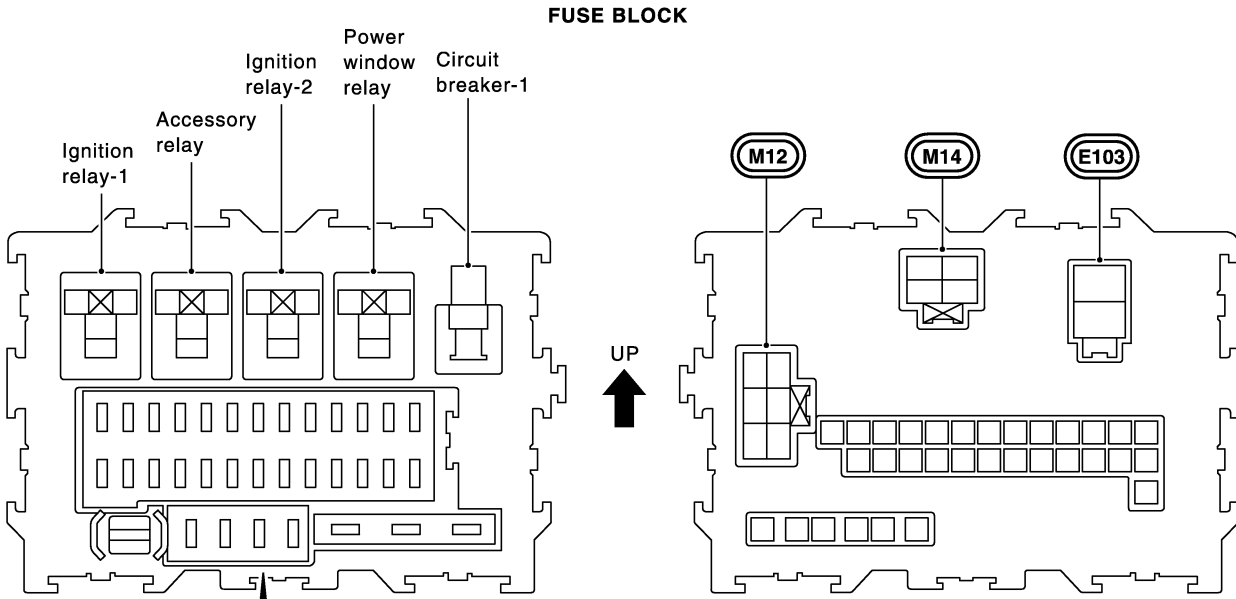
MAIN HARNESS



ENG ROOM HARNESS

FUSE AND FUSIBLE LINK

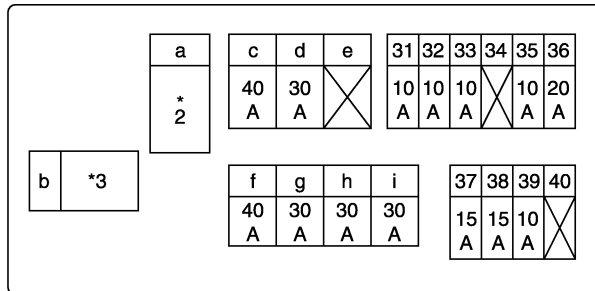
Terminal Arrangement



Spare fuse

*1: 10A ... With ZD engine
15A ... With Z engine

FUSIBLE LINK AND FUSE BOX



No. 31 - 40: Fuse a - i: Fusible link

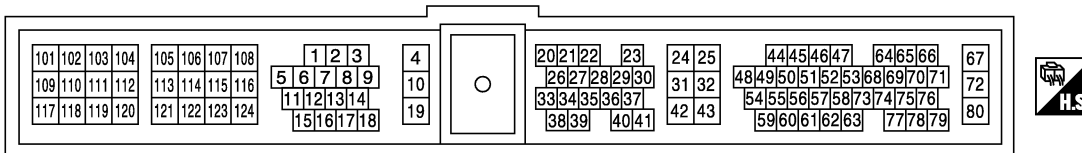
*2: 80A ... With Z, KA, VG, TD, QD and ZD engines
100A ... With YD engine

*3: 60A ... With YD engine
80A ... With TD, QD and ZD engines


CONTROL UNITS

Terminal Arrangement

ECM **(M32)** (LHD models with KA engine for Europe)

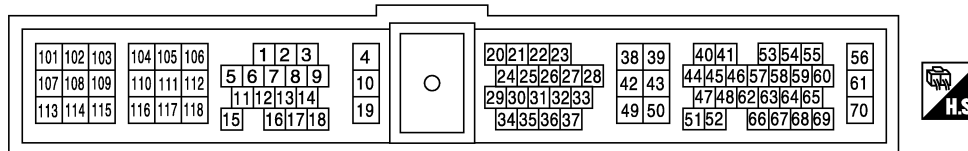


ECM **(F51)** (VG engine)



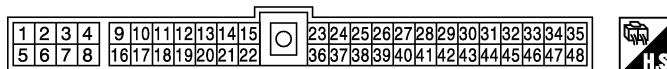
ECM **(M32)** (LHD models with YD and ZD engines),

(F51) (RHD models with YD and ZD engines)

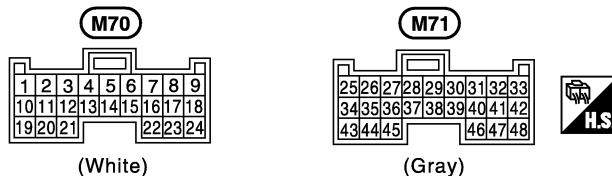


ECM **(M32)** (LHD models with KA engine except for Europe), **(F51)** (RHD models with KA engine)

TCM (Transmission control module) **(M69)** (A/T models with VG engine)



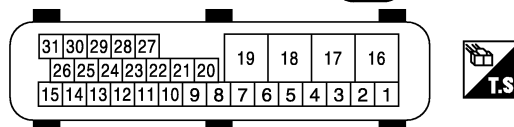
TCM (Transmission control module) (A/T models with KA engine)



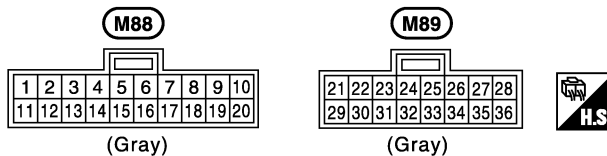
(White)

(Gray)

ABS actuator assembly **(E4)**



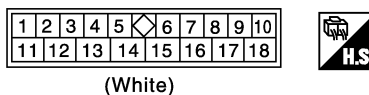
AUTO A/C CONTROL UNIT



(Gray)

(Gray)

SMART ENTRANCE CONTROL UNIT **(M62)**

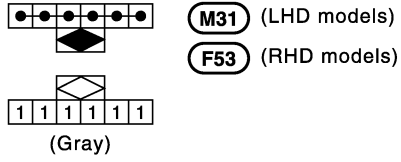


(White)

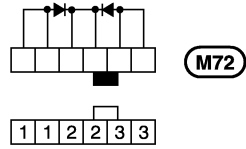
JOINT CONNECTOR (J/C)

Terminal Arrangement

Joint connector-1



Joint connector-2



Joint connector-3

