


# MANUAL TRANSMISSION

GI



MA

EM

LC

## MODIFICATION NOTICE:

- Service data and specifications (SDS) have been changed.

EC

FE

# CONTENTS

CL

<b>SERVICE DATA AND SPECIFICATIONS (SDS)</b> .....	2	Clearance Between Baulk Ring and Gear .....	3
General Specifications.....	2	2nd & 3rd Baulk Ring .....	3

**MT**

AT

TF

PD

FA

RA

BR

ST

RS

BT


HA

EL

IDX

# SERVICE DATA AND SPECIFICATIONS (SDS)

## General Specifications

Applied model	2WD				4WD						
	KA24DE		YD25DDTi	TD27	KA24DE		VG33E	YD25DDTi	ZD30DDT	QD32	
Transmission model	FS5W71C		FS5R30A	FS5W71C			FS5R30A				
Transmission model code number	VJ301	VK400*	VK505	2S561	VJ361	VK410*	9S100	VK510	VK115	VK311	
Number of speed	5										
Shift pattern											
Synchromesh type	Warner										
Gear ratio											
1st	3.592	3.592	3.580	3.985	3.592	3.592	3.580	3.580	3.580	3.580	3.580
2nd	2.246	2.246	2.077	2.246	2.246	2.246	2.077	2.077	2.077	2.077	2.077
3rd	1.415	1.415	1.360	1.415	1.415	1.415	1.360	1.360	1.360	1.360	1.360
4th	1.000	1.000	1.000	1.000	1.000	1.000	1.000	1.000	1.000	1.000	1.000
OD	0.821	0.821	0.760	0.821	0.821	0.821	0.811	0.760	0.760	0.760	0.811
Reverse	3.657	3.657	3.636	3.657	3.657	3.657	3.636	3.636	3.636	3.636	3.636
Number of teeth											
Mainshaft Drive	21	21	22	21	21	21	22	22	22	22	22
1st	33	33	32	34	33	33	32	32	32	32	32
2nd	28	28	30	28	28	28	30	30	30	30	30
3rd	26	26	29	26	26	26	29	29	29	29	29
OD	21	21	23	21	21	21	24	23	23	23	24
Reverse	36	36	30	36	36	36	30	30	30	30	30
Countershaft Drive	32	32	32	32	32	32	32	32	32	32	32
1st	14	14	13	13	14	14	13	13	13	13	13
2nd	19	19	21	19	19	19	21	21	21	21	21
3rd	28	28	31	28	28	28	31	31	31	31	31
OD	39	39	44	39	39	39	43	44	44	44	43
Reverse	15	15	12	15	15	15	12	12	12	12	12
Reverse idler gear	21		22	21			22				
Oil capacity ℓ (Imp pt)	2.0 (3-1/2)		2.8 (4-7/8)	2.0 (3-1/2)	4.9 (8-5/8)		5.1 (9)				
Remarks	Sub-gear	Counter drive gear	Installed		Not installed		Installed				
		Reverse idler gear	Installed		Not installed		Installed		Not installed	Installed	
	Double baulk ring type synchronizer	Not installed	2nd and 3rd gears		Not installed		2nd and 3rd gears				
	Reverse synchronizer	Installed									

\*: For Europe and the Middle East (Opt: Final drive gear ratio 4.625)

# SERVICE DATA AND SPECIFICATIONS (SDS)

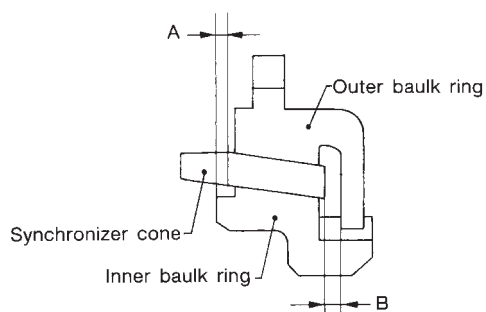
## Clearance Between Baulk Ring and Gear

Unit: mm (in)

Transmission model	FS5W71C		FS5R30A	
Standard	1st & 2nd	1.20 - 1.60 (0.0473 - 0.0629)	1st	1.05 - 1.3 (0.0414 - 0.0511)
	3rd & main drive		Main drive	
	Overdrive		Overdrive	
	Reverse	1.10 - 1.55 (0.0433 - 0.0610)	Reverse	-0.1 to 0.35 (-0.0039 to 0.0138)
Wear limit	1st & 2nd	0.80 (0.0315)	1st	0.7 (0.028)
	3rd & main drive		Main drive	
	Overdrive		Overdrive	
	Reverse	0.70 (0.0276)	Reverse	

## 2nd & 3rd Baulk Ring

Unit: mm (in)



SMT733C

Transmission model	Dimension	Standard	Wear limit
FS5W71C* & FS5R30A	A	0.7 - 0.9 (0.028 - 0.035)	0.2 (0.008)
	B	0.6 - 1.1 (0.024 - 0.043)	

\*: FS5W71C; For Europe