

SECTION **TF**

MODIFICATION NOTICE:

Transfer components have been changed.

CONTENTS

TRANSFER GEAR CONTROL	2	Shift Control Components	5
MAJOR OVERHAUL	3	SERVICE DATA AND SPECIFICATIONS (SDS)	6
Case Components	3	General Specifications	6
Gear Components	4	Inspection and Adjustment	6

TRANSFER GEAR CONTROL

SEC. 333

: N·m (kg-m, in-lb)

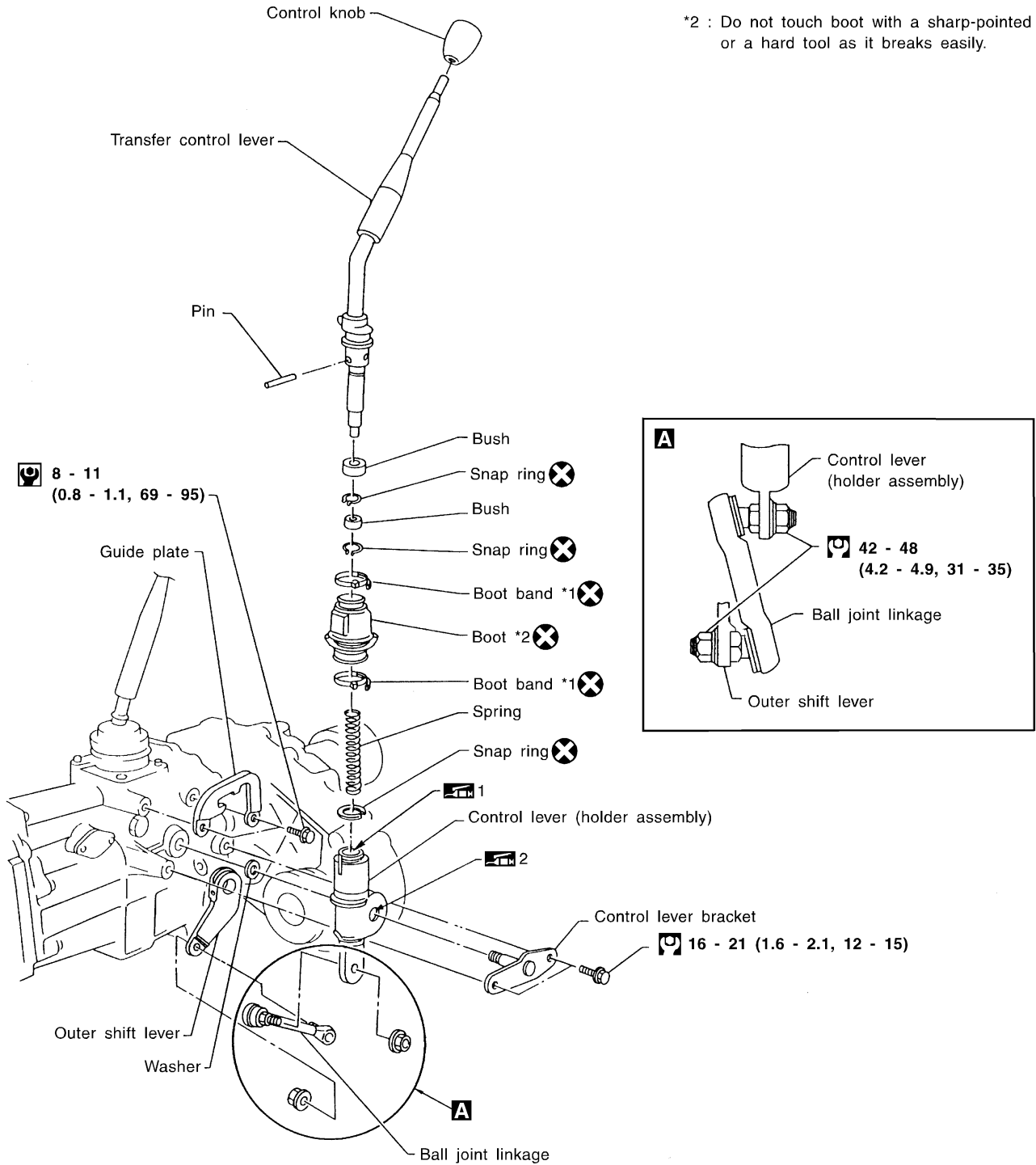
: N·m (kg-m, ft-lb)

1 : Fill multi-purpose grease up.

2 : Apply multi-purpose grease.

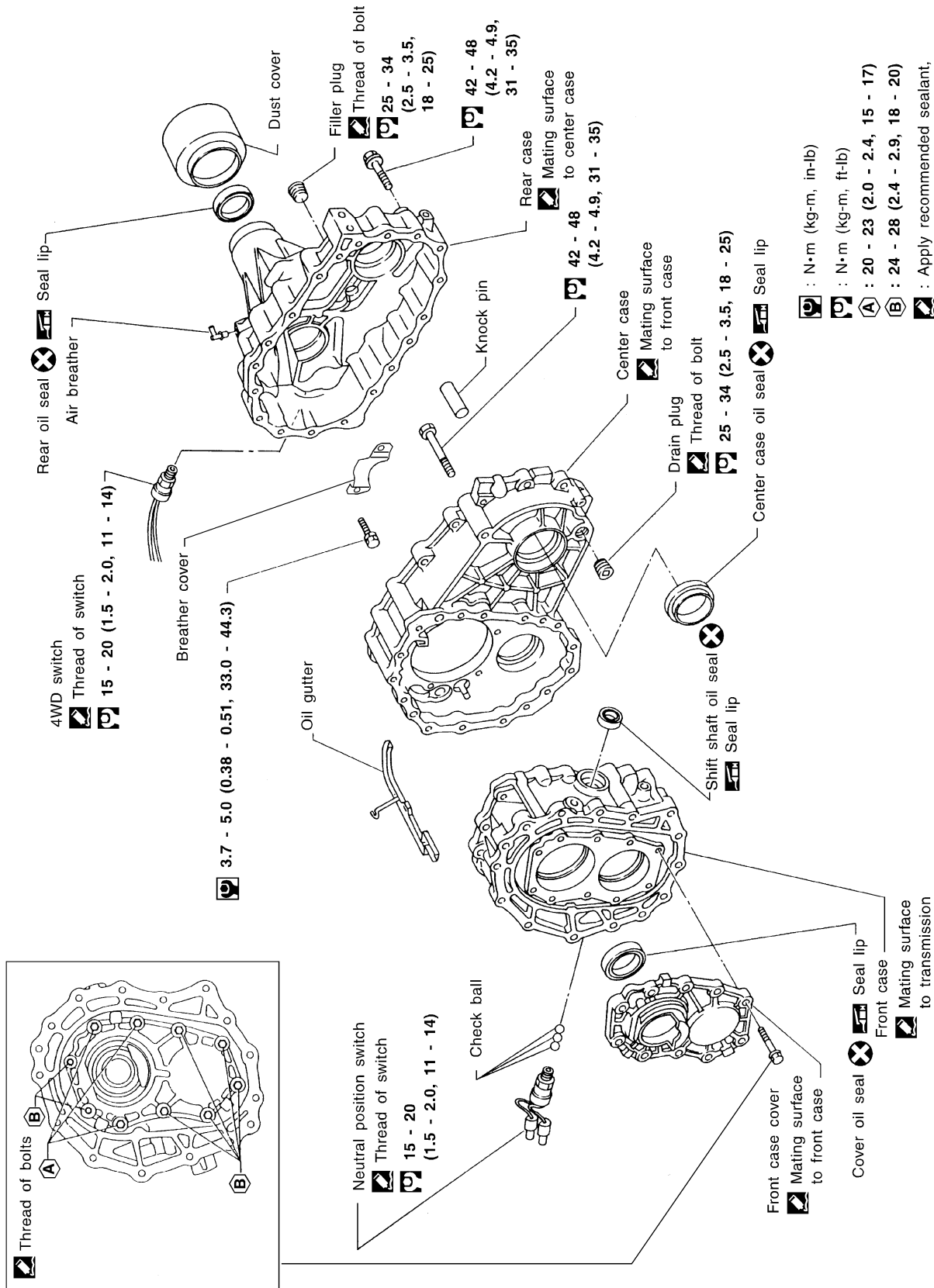
*1 : Securely bend pawls during assembly.
Be careful not to damage boot.

*2 : Do not touch boot with a sharp-pointed
or a hard tool as it breaks easily.



Case Components

SEC. 331

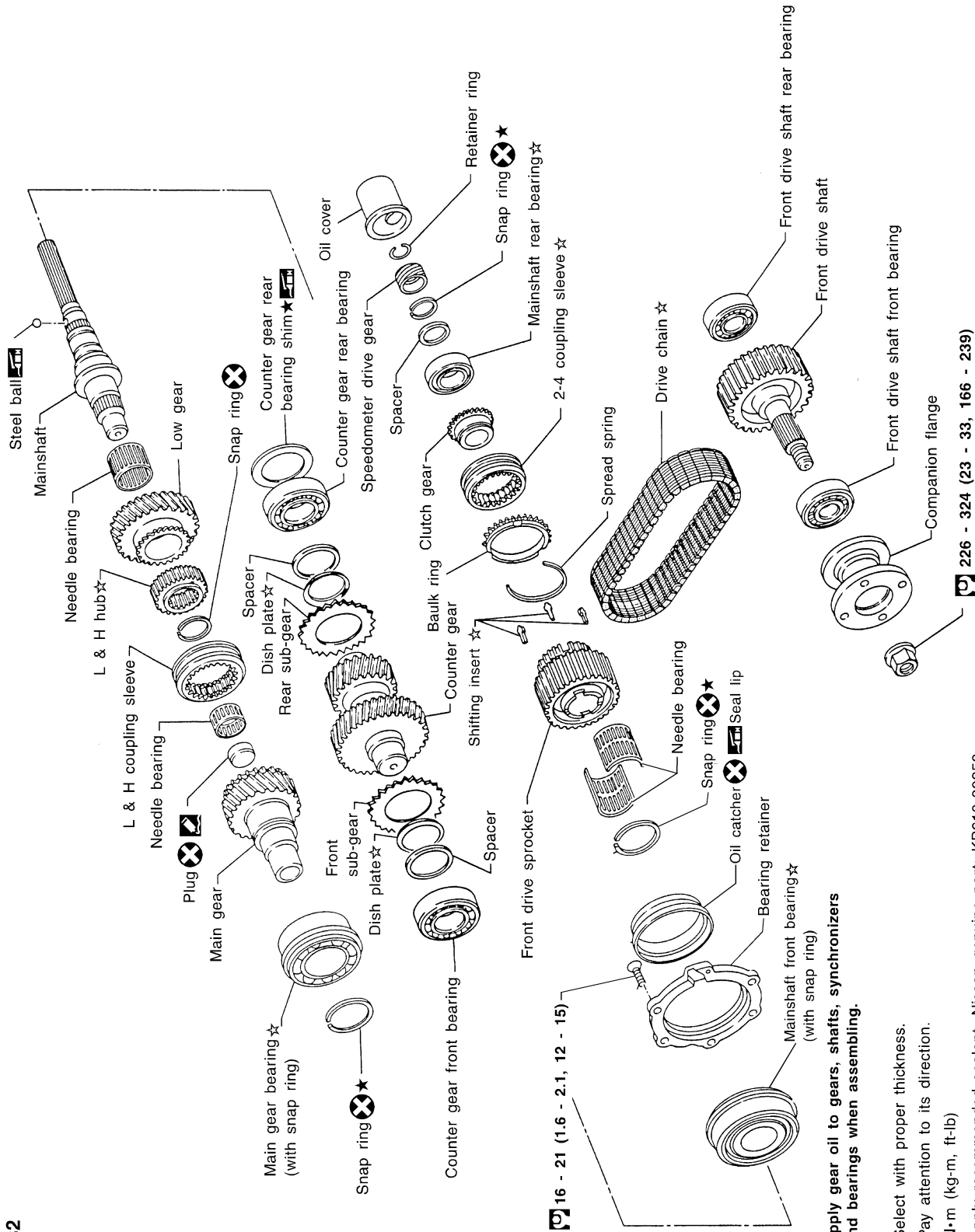


- : N·m (kg-m, in-lb)
- : N·m (kg-m, ft-lb)
- A** : 20 - 23 (2.0 - 2.4, 15 - 17)
- B** : 24 - 28 (2.4 - 2.9, 18 - 20)
- : Apply recommended sealant, Nissan genuine part: KP610-00250, Three Bond 1215 or equivalent.

GI
MA
EM
LC
EC
FE
CL
MT
AT
TF
PD
FA
RA
BR
ST
RS
BT
HA
EL
IDX

MAJOR OVERHAUL

Gear Components



SEC. 332

Apply gear oil to gears, shafts, synchronizers and bearings when assembling.

★ : Select with proper thickness.

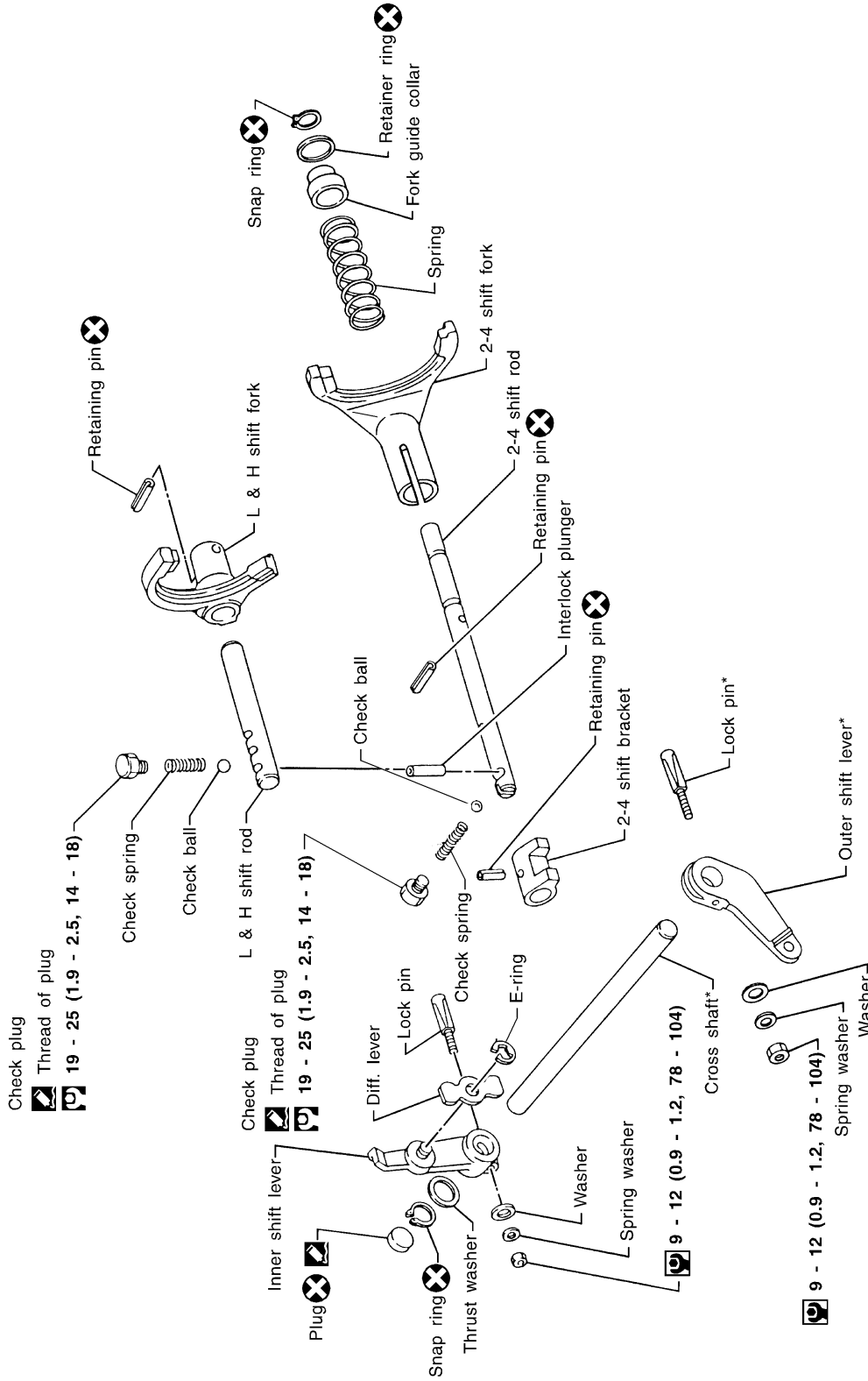
☆ : Pay attention to its direction.

□ : N·m (kg-m, ft-lb)

▣ : Apply recommended sealant, Nissan genuine part: KP610-00250, Three Bond 1215 or equivalent.

226 - 324 (23 - 33, 166 - 239)

Shift Control Components



* : If these parts require to be replaced, replace them as a set.

: N•m (kg-m, in-lb)

: N•m (kg-m, ft-lb)

: Apply recommended sealant, Nissan genuine part: KP610-00250, Three Bond 1215 or equivalent.

SERVICE DATA AND SPECIFICATIONS (SDS)

General Specifications

Transfer model	TX10A		
Gear ratio	High	1.000	
	Low	2.020	
Number of teeth	Main gear	29	
	Low gear	37	
	Counter gear	High	38
		Low	24
	Front drive sprocket	41	
Front drive shaft	41		
Fluid capacity	ℓ (Imp qt)	2.2 (2)	

Inspection and Adjustment

CLEARANCE BETWEEN FRONT DRIVE SPROCKET AND 2-4 COUPLING SLEEVE

Allowable clearance "C"	0.2 - 0.54 mm (0.008 - 0.0213 in)
-------------------------	-----------------------------------

GEAR END PLAY

Unit: mm (in)

Front drive sprocket	0.2 - 0.35 (0.0079 - 0.0138)
Low gear	0.2 - 0.35 (0.0079 - 0.0138)
Counter gear	0 - 0.2 (0 - 0.008)

CLEARANCE BETWEEN BAULK RING AND CLUTCH GEAR

Unit: mm (in)

Standard	Wear limit
1.0 - 1.5 (0.039 - 0.059)	0.5 (0.020)

AVAILABLE SNAP RING

Mainshaft front bearing

Allowable clearance	0 - 0.15 mm (0 - 0.0059 in)	
Thickness mm (in)	Part number*	
3.10 (0.1220)	33138-73P10	
3.19 (0.1256)	33138-73P11	
3.28 (0.1291)	33138-73P12	

*: Always check with the Parts Department for the latest parts information.

Mainshaft rear bearing

Allowable clearance	0 - 0.15 mm (0 - 0.0059 in)	
Thickness mm (in)	Part number*	
1.80 (0.0709)	33138-73P20	
1.89 (0.0744)	33138-73P21	
1.98 (0.0780)	33138-73P22	
2.07 (0.0815)	33138-73P23	
2.16 (0.0850)	33138-73P24	

*: Always check with the Parts Department for the latest parts information.

Main gear bearing

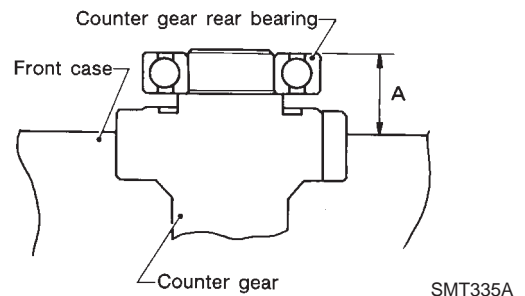
Allowable clearance	0 - 0.15 mm (0 - 0.0059 in)	
Thickness mm (in)	Part number*	
2.60 (0.1024)	33114-73P00	
2.69 (0.1059)	33114-73P01	
2.78 (0.1094)	33114-73P02	

*: Always check with the Parts Department for the latest parts information.

AVAILABLE SHIM

Counter gear rear bearing

Distance "A" mm (in)	Shim(s)	
	Thickness mm (in)	Part number*
32.65 - 32.55 (1.2854 - 1.2815)	Not necessary	
32.55 - 32.45 (1.2815 - 1.2776)	0.1 (0.004)	33112-C6900
32.45 - 32.35 (1.2776 - 1.2736)	0.2 (0.008)	33112-C6901
32.35 - 32.25 (1.2736 - 1.2697)	0.3 (0.012)	33112-C6902
32.25 - 32.15 (1.2697 - 1.2657)	0.4 (0.016)	33112-C6903
32.15 - 32.05 (1.2657 - 1.2618)	0.5 (0.020)	33112-33G00
32.05 - 31.95 (1.2618 - 1.2579)	0.6 (0.024)	33112-33G01



*: Always check with the Parts Department for the latest parts information.