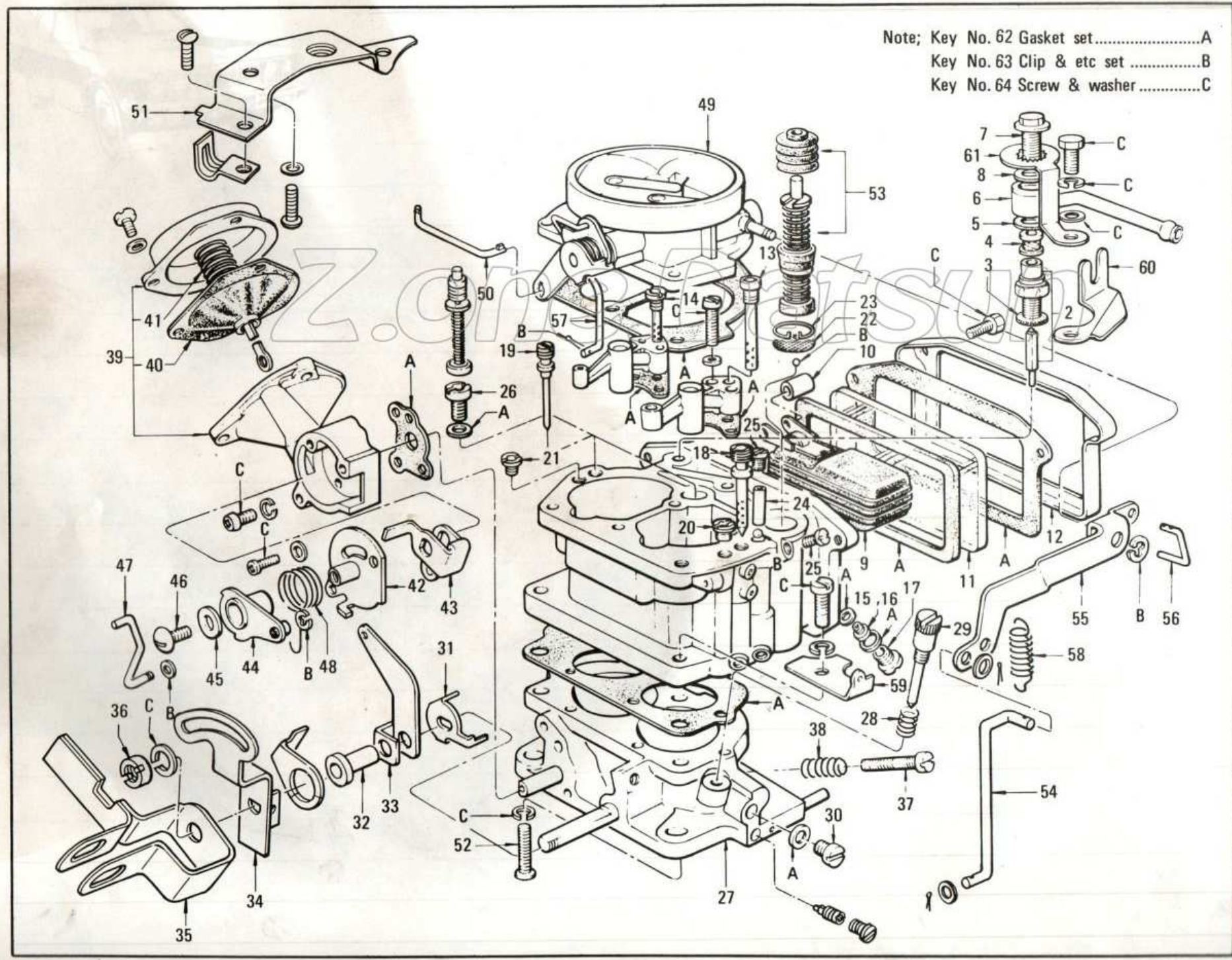


Note; Key No. 62 Gasket set.....A  
 Key No. 63 Clip & etc set .....B  
 Key No. 64 Screw & washer.....C



PRINTED IN JAPAN

S	KEY NO.	PART NO.	DESCRIPTION	QTY	UNIT PKG FOR DIST.	APPLIED MODEL	APPLIED DATE		ICA N F	SUPERSEDED
							FROM	UP TO		
	101	16010-N0101	ASSY-CARBURETOR (NIKKI 213222-331)	1	1	L16 (MANUAL)		0773		
	02	16010-N0111	ASSY-CARBURETOR (NIKKI 213282-332)	1		L16 (MANUAL)	0873		N N	16010-N0101
	201	16092-74500	COMP-VALVE FLOAT	1	10	L16 (MANUAL)				
	301	16060-31300	GASKET-FLOAT VALVE SEAT	3	50	L16 (MANUAL)				
	401	16098-N0100	ASSY-STRAINER	1	10	L16 (MANUAL)				
	501	16094-84700	GAKET-FUEL UNION	1	10	L16 (MANUAL)				
	601	16111-A8600	ASSY-UNION, FUEL	1	5	L16 (MANUAL)				
	701	16108-A3501	BOLT-UNION	1	5	L16 (MANUAL)				
	801	16049-21605	GASKET-UNION BOLT	1	10	L16 (MANUAL)				
	901	16061-A3500	ASSY-FLOAT	1	1	L16 (MANUAL)				
	1001	16062-31300	COLLAR-FLOAT PIN	1	10	L16 (MANUAL)				
	1101	16125-35000	GLASS-LEVEL GAUGE	1	5	L16 (MANUAL)				
	1201	16063-35000	FLAME-WINDOW	1	5	L16 (MANUAL)				
	1301	16310-A3500	ASSY-JET, 1ST MAIN AIR BLEED	1	10	L16 (MANUAL)				
	1401	16036-A3500	ASSY-JET, 2ND MAIN AIR BLEED	1	10	L16 (MANUAL)				
	1501	16033-79000	JET-1ST MAIN	1	10	L16 (MANUAL)				
	1601	16054-A8600	JET-2ND MAIN	1	5	L16 (MANUAL)				
	1701	16272-31300	PLUG-MAIN JET	2	10	L16 (MANUAL)				
	1801	16054-N0100	ASSY-JET, SLOW	1	5	L16 (MANUAL)				
	1901	16209-1101P	ASSY-JET, STEP	1	5	L16 (MANUAL)				
	2001	16204-34200	JET-SLOW AIR BLEED	1	10	L16 (MANUAL)				
	2101	16052-35000	JET-STEP, AIR BLEED	1	10	L16 (MANUAL)				

NOTE:

# CARBURETOR (L16) (MANUAL)

S	KEY NO.	PART NO.	DESCRIPTION	QTY	UNIT PKG FOR DIST.	APPLIED MODEL	APPLIED DATE		ICA		SUPERSEDED.
							FROM	UP TO	N	F	
	2201	16245-35000	STRAINER-PUMP	1	10	L16 (MANUAL)					
	2301	16156-35000	CLIP-PUMP STRAINER	1	10	L16 (MANUAL)					
	2401	16285-69200	WEIGHT PUMP	1	5	L16 (MANUAL)					
	2501	16286-74505	PLUG-pUMP JET	2	10	L16 (MANUAL)					
	2601	16101-21000	ASSY-JET, POWER	1	10	L16 (MANUAL)					
	2701	16293-A8601	COMP-FLANGE	1	1	L16 (MANUAL)					
	2801	16145-31301	SPRING-IDLE ADJUST SCREW	1	10	L16 (MANUAL)					
*	2901	16144-A8600	SCREW-IDLE ADJUST	1	5	L16 (MANUAL)					
	02	16144-28800	SCREW-IDLE ADJUST	1	5	L16 (MANUAL)			Y Y		16144-28800
	3001	16031-31300	PLUG-SLOW PORT	2	10	L16 (MANUAL)					
	3101	16277-A8601	ARM-THROTTLE ADJUST (A)	1	5	L16 (MANUAL)					
	3201	16123-A8600	COLLAR-1ST THROTTLE SHAFT	1	5	L16 (MANUAL)					
	3301	16133-A8600	LEVER-STARTING	1	5	L16 (MANUAL)					
	3401	16127-21605	ARM-1ST THROTTLE SHAFT	1	5	L16 (MANUAL)					
	3501	16278-21000	LEVER-1ST THROTTLE SHAFT	1	5	L16 (MANUAL)		0773			
	02	16278-21800	ASSY-LEVER, 1ST THROTTLE SHAFT	1	5	L16 (MANUAL)	0873		N N		16278-21000
	3601	16124-21000	NUT-THROTTE SHAFT	1	10	L16 (MANUAL)					
	3701	16114-74505	SCREW-THROTTLE ADJUST	1	10	L16 (MANUAL)					
	3801	16193-21600	SPRING-THROTTLE ADJUST SCREW	1	5	L16 (MANUAL)					
	3901	16313-N0100	COMP-CHAMBER DIAPHRAGM	1	1	L16 (MANUAL)					
	4001	16093-29900	ASSY-DIAPHRAGM 2ND THROTTLE	1	1	L16 (MANUAL)					
	4101	16140-37000	SPRING-DIAPHRAGM	1	10	L16 (MANUAL)					

NOTE:


PRINTED IN JAPAN

S	KEY NO.	PART NO.	DESCRIPTION	QTY	UNIT PKG FOR DIST	APPLIED MODEL	APPLIED DATE		ICA		SUPERSEDED
							FROM	UP TO	N	F	
	4201	16320-A3500	ASSY-PLATE, CHAMBER COVER	1	5	L16 (MANUAL)		0773			
	02	16320-U0400	ASSY-PLATE, CHAMBER COVER	1	5	L16 (MANUAL)	0873		N	N	16320-A3500
	4301	16377-21005	ASSY-LEVER, 2ND THROTTLE SHAFT	1	5	L16 (MANUAL)					
	4401	16283-21000	ASSY-ARM, 2ND THROTTLE RETURN	1	10	L16 (MANUAL)					
	4501	16072-36702	WASHER-RETURN ARM SET SCREW	1	10	L16 (MANUAL)					
	4601	16126-21005	SCREW-RETURN ARM SET	1	10	L16 (MANUAL)					
	4701	16141-21000	LINK-THROTTLE SHAFT CONNECT	1	5	L16 (MANUAL)					
	4801	16194-21000	SPRING-2ND THROTTLE RETURN	1	5	L16 (MANUAL)		0773			
	02	16194-U0400	SPRING-2ND THROTTLE RETURN	1	10	L16 (MANUAL)	0873		N	N	16194-21000
	4901	16011-N0101	COMP-HORN, AIR	1	1	L16 (MANUAL)					
	5001	16248-A8600	ROD-CHOKE LEVER CONNECTING	1	5	L16 (MANUAL)					
	5101	16155-A8600	ASSY-HOLDER, CHOKE WIRE	1	5	L16 (MANUAL)					
	5201	16172-37000	ASSY-SCREW, FLANGE SET	1	5	L16 (MANUAL)					
	5301	16138-36701	COMP-PUMP, PLUNGER	1	5	L16 (MANUAL)		0773			
	02	16138-U0600	COMP-PUMP, PLUNGER	1		L16 (MANUAL)	0873		N	N	16138-36701
	5401	16081-U0600	ROD-PUMP CONNECTING	1	5	L16 (MANUAL)		0773			
	02	16081-U0300	ROD-PUMP CONNECTING	1	10	L16 (MANUAL)	0873		N	N	16081-U0600
	5501	16195-A3500	ARM-PUMP	1	5	L16 (MANUAL)					
	5601	16143-32200	LINK-PUMP ARM	1	10	L16 (MANUAL)					
	5701	16248-A8601	ROD-STARTING CONNECTING	1	5	L16 (MANUAL)					
	5801	16160-A3500	SPRING-THROTTLE RETURN	1	5	L16 (MANUAL)					
	5901	16159-U0600	HANGER-THROTTLE RETURN SPRING	1	10	L16 (MANUAL)					

NOTE:

XT06

# CARBURETOR (L16) (MANUAL)

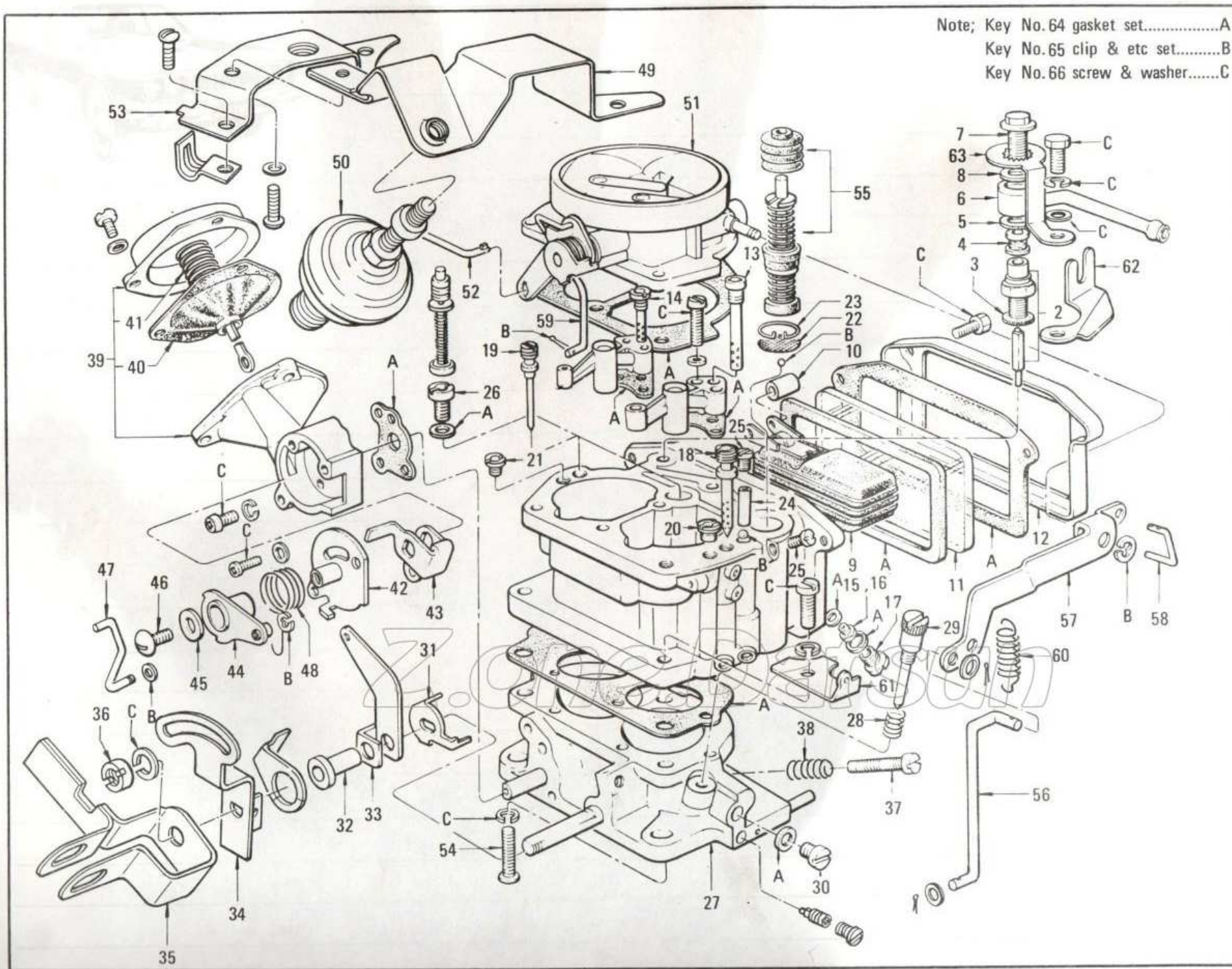


S	KEY NO.	PART NO.	DESCRIPTION	QTY	UNT PKG FOR DIST.	APPLIED MODEL	APPLIED DATE		ICA		SUPERSEDED
							FROM	UP TO	N	F	
	6001	16137-A8600	CLAMP-FUEL UNION	1	5	L16 (MANUAL)					
	6101	16138-A8900	CLAMP-UNION BOLT	1	5	L16 (MANUAL)					
	6201	16455-A3500	GASKET-SET	1	1	L16 (MANUAL)					
	6301	16475-80100	CLIP-ETC SET	1	1	L16 (MANUAL)					
	6401	16465-80100	SCREW & WASHER SET	1	1	L16 (MANUAL)					
	6501	16480-A5512	PLATE-CHOKE STOPPER	1	10	L16 (MANUAL)					
	6601	16481-A5512	PLATE-LOCK STOPPER	1	10	L16 (MANUAL)					

NOTE:



Lined writing area for notes.



PRINTED IN JAPAN

S	KEY NO.	PART NO.	DESCRIPTION	QTY	UNIT PKG FOR DIST.	APPLIED MODEL	APPLIED DATE		ICA		SUPERSEDED
							FROM	UP TO	N	F	
	101	16010-U0400	ASSY-CARBURETOR (NIKKI 213282-341)	1	1	L16 (AUTO)					
	201	16092-74500	COMP-VALVE FLOAT	1	10	L16 (AUTO)					
	301	16060-31300	GASKET-FLOAT VALVE SEAT	3	50	L16 (AUTO)					
	401	16098-N0100	ASSY-STRAINER	1	10	L16 (AUTO)					
	501	16094-84700	GASKET-FUEL UNION	1	10	L16 (AUTO)					
	601	16111-A8600	ASSY-UNION, FUEL	1	5	L16 (AUTO)					
	701	16108-A3501	BOLT-UNION	1	5	L16 (AUTO)					
	801	16049-21605	GASKET-UNION BOLT	1	10	L16 (AUTO)					
	901	16061-A3500	ASSY-FLOAT	1	1	L16 (AUTO)					
	1001	16062-31300	COLLAR-FLOAT PIN	1	10	L16 (AUTO)					
	1101	16125-35000	GASS-LEVEL GAUGE	1	5	L16 (AUTO)					
	1201	16063-35000	FRAME-WINDOW	1	5	L16 (AUTO)					
	1301	16310-A3500	ASSY-JET, 1ST MAIN AIR BLEED	1	10	L16 (AUTO)					
	1401	16036-A3500	ASSY-JET, 2ND MAIN AIR BLEED	1	10	L16 (AUTO)					
	1501	16033-79000	JET-1ST MAIN	1	10	L16 (AUTO)					
	1601	16054-A8600	JET-2ND MAIN	1	5	L16 (AUTO)					
	1701	16272-31300	PLUG-MAIN JET	2	10	L16 (AUTO)					
	1801	16054-N0100	ASSY-JET, SLOW	1	5	L16 (AUTO)					
	1901	16209-1101P	ASSY-JET, STEP	1	5	L16 (AUTO)					
	2001	16204-34200	JET-SLOW AIR BLEED	1	10	L16 (AUTO)					
	2101	16052-35000	JET-STEP AIR BLEED	1	10	L16 (AUTO)					
	2201	16245-35000	STRAINER-PUMP	1	10	L16 (AUTO)					

NOTE:

3170X



# CARBURETOR (L16) (AUTO)

S	KEY NO.	PART NO.	DESCRIPTION	QTY	UNIT PKG FOR DIST.	APPLIED MODEL	APPLIED DATE		ICA		SUPERSEDED
							FROM	UP TO	N	F	
	2301	- 16156-35000	CLIP-PUMP STRAINER	1	10	L16 (AUTO)					
	2401	- 16285-69200	WEIGHT-PUMP	1	5	L16 (AUTO)					
	2501	- 16286-74505	PLUG-PUMP JET	2	10	L16 (AUTO)					
	2601	- 16101-21000	ASSY-JET, POWER	1	10	L16 (AUTO)					
	2701	- 16293-A8601	COMP-FLANGE	1	1	L16 (AUTO)					
	2801	- 16145-31301	SPRING-IDLE ADJUST SCREW	1	10	L16 (AUTO)					
*	2901	- 16144-A8600	SCREW-IDLE ADJUST	1	5	L16 (AUTO)					
	02	- 16144-28800	SCREW-IDLE ADJUST	1	5	L16 (AUTO)				Y Y	16144-A8600
	3001	- 16031-31300	PLUG-SLOW PORT	2	10	L16 (AUTO)					
	3101	- 16277-A8601	ARM(A)-THROTTLE ADJUST	1	5	L16 (AUTO)					
	3201	- 16123-A8600	COLLAR-1ST THROTTLE SHAFT	1	5	L16 (AUTO)					
	3301	- 16133-A8600	LEVER-STARTING	1	5	L16 (AUTO)					
	3401	- 16127-21605	ARM(B)-1ST THROTTLE SHAFT	1	5	L16 (AUTO)					
	3501	- 16278-21000	LEVER-1ST THROTTLE SHAFT	1	5	L16 (AUTO)					
	3601	- 16124-21000	NUT-THROTTLE SHAFT	1	10	L16 (AUTO)					
	3701	- 16114-74505	SCREW-THROTTLE ADJUST	1	10	L16 (AUTO)					
	3801	- 16193-21600	SPRING-THROTTLE ADJUST SCREW	1	5	L16 (AUTO)					
	3901	- 16313-N0100	COMP-CHAMBER, DIAPHRAGM	1	1	L16 (AUTO)					
	4001	- 16093-29900	ASSY-DIAPHRAGM, 2ND THROTTLE	1	1	L16 (AUTO)					
	4101	- 16140-37000	SPRING-DIAPHRAGM	1	10	L16 (AUTO)					
	4201	- 16320-U0400	ASSY-PLATE, CHAMBER COVER	1	5	L16 (AUTO)					
	4301	- 16377-21005	ASSY-LEVER, 2ND THROTTLE SHAFT	1	5	L16 (AUTO)					

NOTE:

PRINTED IN JAPAN

S	KEY NO.	PART NO.	DESCRIPTION	QTY	UNT PKG FOR DIST.	APPLIED MODEL	APPLIED DATE		ICA		SUPERSEDED
							FROM	UP TO	N	F	
	4401	16283-21000	ASSY-ARM, 2ND THROTTLE RETURN	1	10	L16 (AUTO)					
	4501	16072-36702	WASHER-RETURN ARM SET SCREW	1	10	L16 (AUTO)					
	4601	16126-21005	SCREW-RETURN ARM SET	1	10	L16 (AUTO)					
	4701	16141-U0400	LINK-THROTTLE SHAFT CONNECT	1	5	L16 (AUTO)					
	4801	16194-U0400	SPRING-2ND THROTTLE RETURN	1	10	L16 (AUTO)					
	4901	16258-U3100	HOLDER-DASH. POT	1	5	L16 (AUTO)					
	5001	16182-A9200	COMP-DASH POT	1	1	L16 (AUTO)					
	5101	16011-N0101	COMP-HORN AIR	1	1	L16 (AUTO)					
	5201	16248-A8600	ROD-CHOKE LEVER CONNECTING	1	5	L16 (AUTO)					
	5301	16155-U3100	ASSY-HOLDER, CHOKE WIRE	1	5	L16 (AUTO)					
	5401	16172-37000	ASSY-SCREW, FLANGE SET	1	5	L16 (AUTO)					
	5501	16138-36701	COMP-PUMP, PLUNGER	1	5	L16 (AUTO)					
	5601	16081-U0600	ROD-PUMP CONNECTING	1	5	L16 (AUTO)					
	5701	16195-A3500	ARM-PUMP	1	5	L16 (AUTO)					
	5801	16143-32200	LINK-PUMP ARM	1	10	L16 (AUTO)					
	5901	16248-A8601	ROD-STARTING CONNECTING	1	5	L16 (AUTO)					
	6001	16160-A3500	SPRING-THROTTLE RETURN	1	5	L16 (AUTO)					
	6101	16159-U0600	HANGER-THROTTLE RETURN PRING	S	1	10	L16 (AUTO)				
	6201	16137-A8600	CLAMP-FUEL UNION	1	5	L16 (AUTO)					
	6301	16138-A8900	CLAMP-UNION BOLT	1	5	L16 (AUTO)					
	6401	16455-A3500	GASKET SET	1	1	L16 (AUTO)					
	6501	16475-B0100	CLIP ETC SET	1	1	L16 (AUTO)					

NOTE:

# CARBURETOR (L16) (AUTO)


S	KEY NO.	PART NO.	DESCRIPTION	QTY	UNIT PKG. FOR DIST.	APPLIED MODEL	APPLIED DATE		ICA		SUPERSEDED
							FROM	UP TO	N	F	
	6601	16465-90100	SCREW & WASHER SET	1	1	L16 (AUTO)					
	6701	16480-A5512	PLATE-CHOKE STOPPER	1	10	L16 (AUTO)					
	6801	16481-A5512	PLATE-LOCK STOPPER	1	10	L16 (AUTO)					

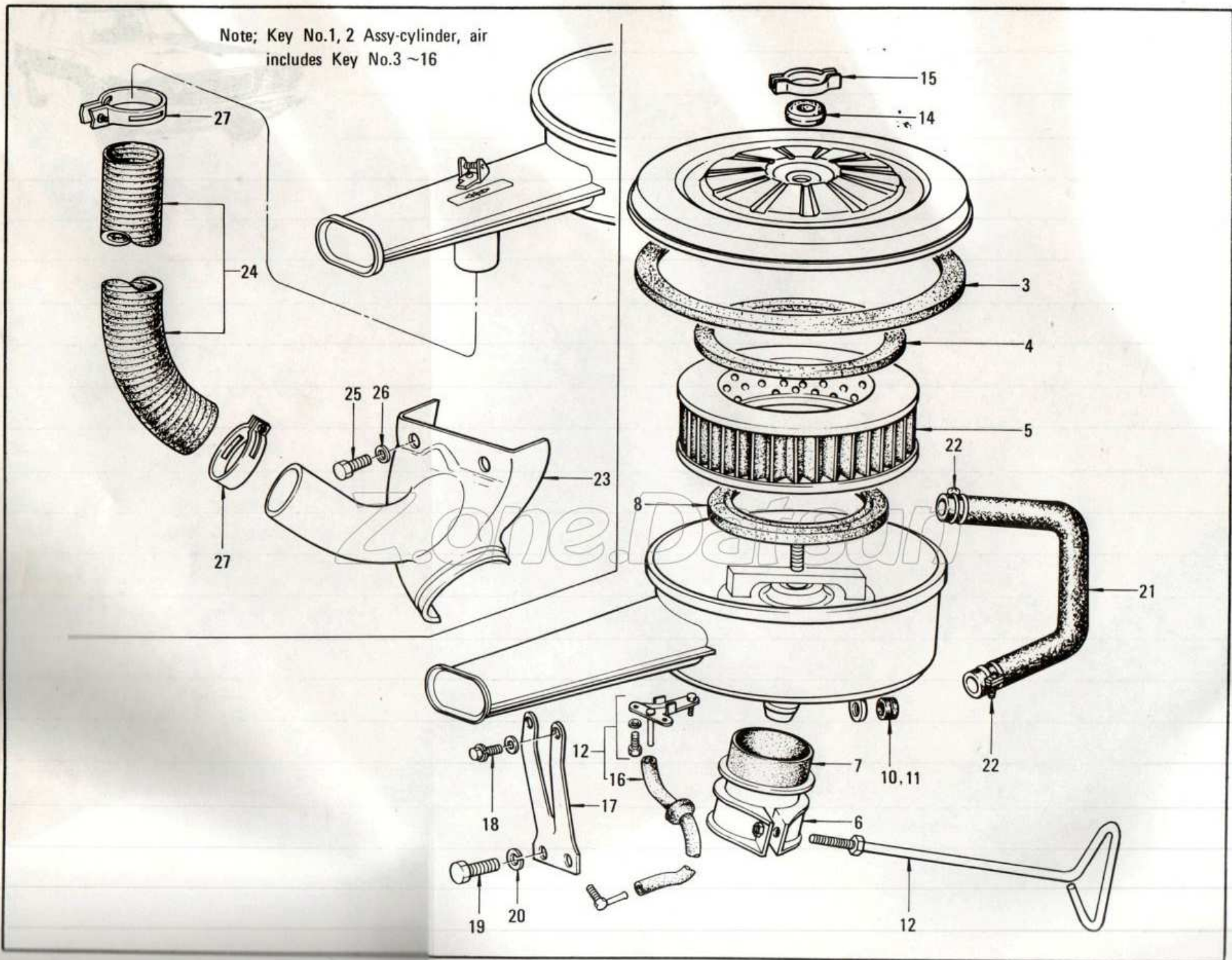
NOTE:

PRINTED IN JAPAN



From Key No. 1.3. Assembly in  
 the Key No. 1.3. 10





PRINTED IN JAPAN

S	KEY NO.	PART NO.	DESCRIPTION	QTY	UNIT PKG FOR DIST.	APPLIED MODEL	APPLIED DATE		ICA		SUPERSEDED
							FROM	UP TO	N	F	
*	101	16500-U0100	ASSY-CLEANER, AIR WITH IDLE COMPENSATOR	1	1						
	02	16500-U0400	ASSY-CLEANER, AIR WITH IDLE COMPENSATOR	1	1			1172	Y	Y	16500-U0100
	03	16500-U0401	ASSY-CLEANER, AIR WITH IDLE COMPENSATOR	1	1			1272			C N 16500-U0400
	04	16500-U2805	ASSY-CLEANER, AIR	1	1	L16 (FRANCE)		0773			
*	201	16500-U0105	ASSY-CLEANER, AIR, FOR COLD REGION	1	1	OP					
	02	16500-U0405	ASSY-CLEANER, AIR, FOR COLD REGION	1	1	OP			1172	Y	Y 16500-U0105
	03	16500-U0406	ASSY-CLEANER, AIR, FOR COLD REGION	1	1	OP		1272			C N 16500-U0405
	04	16500-U2815	ASSY-CLEANER, AIR FOR COLD REGION	1	1	OP (FRANCE)			0773		
	05	16500-U2815	ASSY-CLEANER, AIR	1	1	L16 (EUROPE)		0873			
	301	16548-U0100	PACKING	1	5						
	401	16536-73000	PACKING	1	5						
*	501	16546-23000	ASSY-ELEMENT, VISCOUS	1	1						
	02	16546-S0100	ASSY-ELEMENT, VISCOUS	1	1					Y	Y 16546-23000
	601	16560-73000	ASSY-BAND	1	5						
	701	16523-23000	INSULATOR	1	1						
	801	16547-73000	PACKING	1	5						
	901	16520-U0105	SPRING, FOR COLD REGION	1	10						
	1001	16533-62210	GROMMENT	1	10						
	1101	22328-21000	GROMMENT	1	10						

NOTE:

Set Substitution

Air Cleaner 16500-U0401  
 (16500-U0406) ) ⇔ ( 16500-U0400  
 HOSE 11826-K1700 ) ( 16571-23002

PRINTED IN JAPAN

# AIR CLEANER (L16)

S	KEY NO.	PART NO.	DESCRIPTION	QTY	UNIT PKG FOR DIST.	APPLIED MODEL	APPLIED DATE		ICA		SUPERSEDED
							FROM	UP TO	N	F	
	1201	16561-13900	BAND-BOLT	1	5						
	1301	16331-H1000	ASSY-COMPENSATOR, IDLE	1	1						
*	1401	16568-08000	PACKING	1	10						
	02	16568-U2700	PACKING	1	10				Y	Y	16568-08000
	1501	16551-08000	NUT-WING	1	10						
	1601	16340-A8925	TUBE-IDLE COMPENSATOR	1	5						
	1701	16573-U0100	SUPPORT-AIR CLEANER	1	1						
	1801	08360-61214	BOLT-WITH LOCK WASHER	2	50						
	1901	08360-61010	BOLT	2	50						
	2001	08915-13610	WASHER-LOCK	2	50						
	2101	16571-23002	HOSE-ROCKER COVER TO AIR CLEANER	1	5			11/72			
	02	11826-K1700	HOSE-ROCKER COVER TO AIR CLEANER	1	5		12/72		N	N	16571-23002
	2201	16572-10801	CLAMP-HOSE	2	10						
	2301	16590-U0100	COVER-EXHAUST MANIFOLD, FOR COLD REGION	1	1	OP					
	2401	16530-21001	DUCT-AIR CLEANER, FOR COLD REGION	1	1	OP					
	02	16530-U0100	DUCT-AIR CLEANER, FOR COLD REGION	1	1	OP			Y	N	16530-21001
	2501	08110-81201	BOLT, FOR COLD REGION	2	50	OP					
	2601	08915-13801	WASHER-LOCK	2	50	OP					
	2701	08722-13800	CLAMP, FOR COLD REGION	2	10	OP					

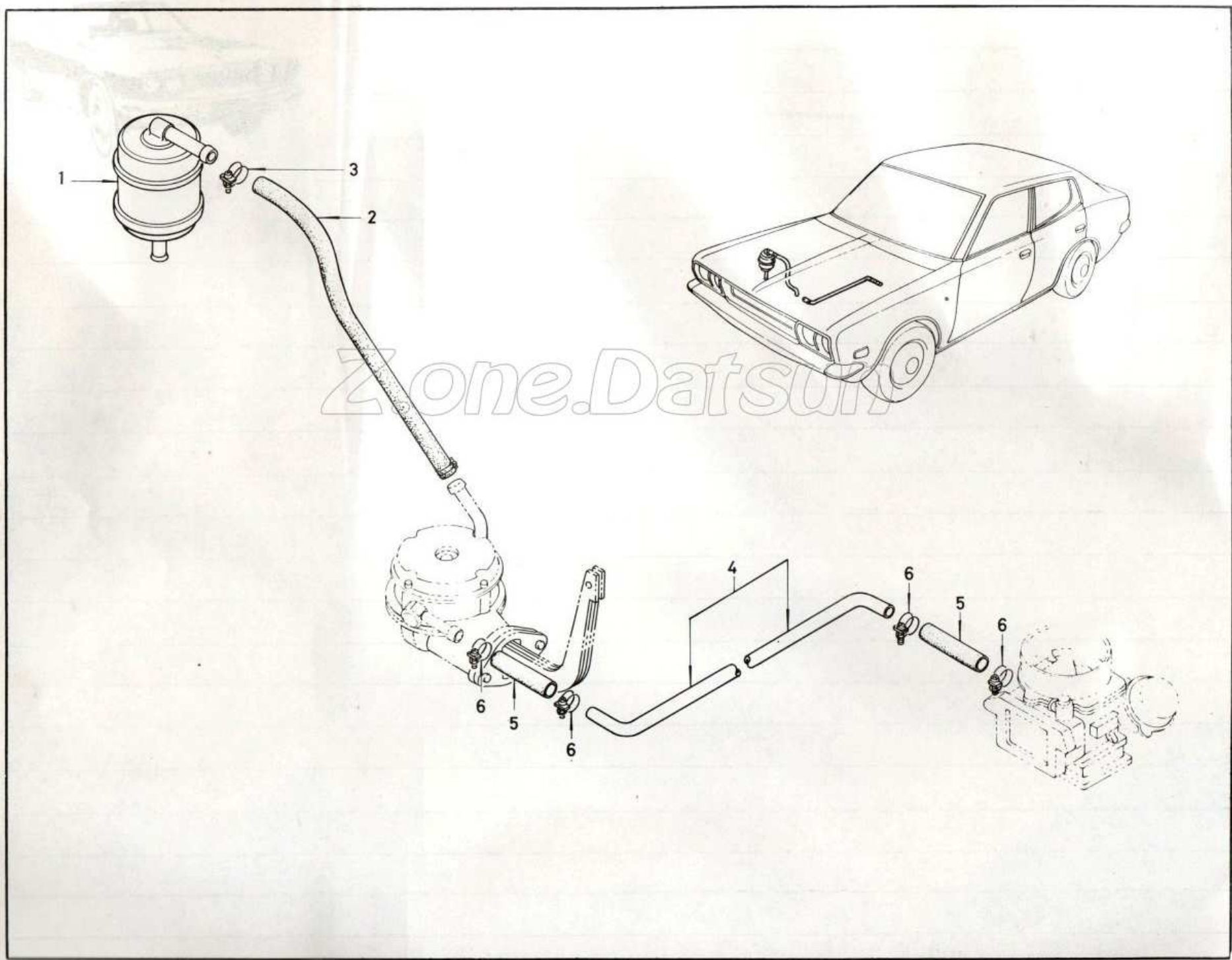
NOTE:

PRINTED IN JAPAN



A large section of the page consisting of horizontal lines for writing notes, spanning most of the page width and height.





Zone.Datsun

PRINTED IN JAPAN

**FUEL STRAINER & FUEL HOSE (L16)**

S	KEY NO.	PART NO.	DESCRIPTION	QTY	UNT PKG FOR DST.	APPLIED MODEL	APPLIED DATE		ICA		SUPERSEDED
							FROM	UP TO	N	F	
	101	16400-E3000	ASSY-STRAINER,FUEL	1	1	L16					
	201	08742-20020	HOSE-FUEL	1	5						
	301	16439-22100	CLAMP-HOSE	2	10						
	401	17520-N0200	ASSY-TUBE,FUEL	1	5						
	501	08742-20020	HOSE-FUEL	2	5						
	601	16439-22100	CLAMP-HOSE	4	10						

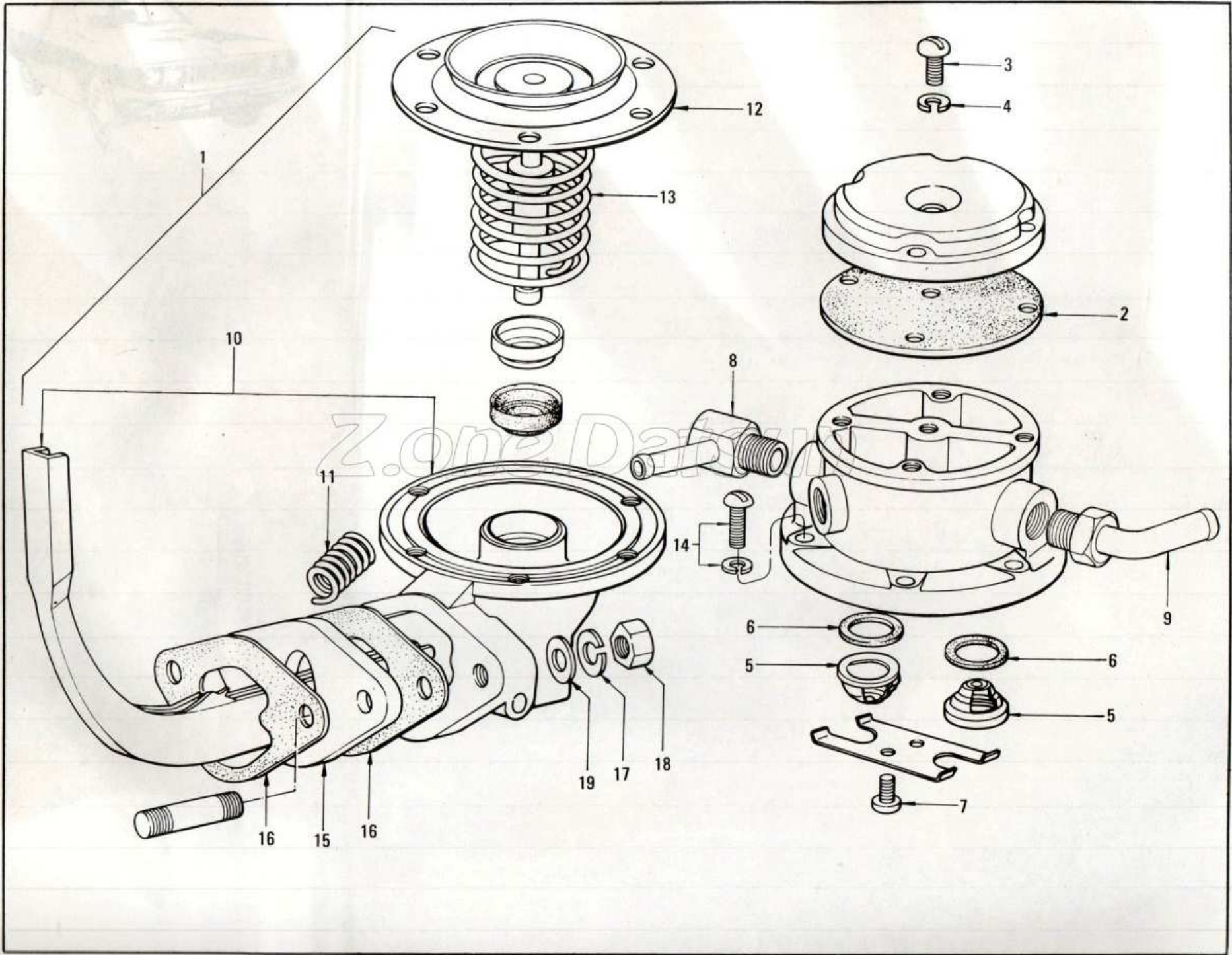
NOTE:

NOTE

FUEL PUMP (L16)



# FUEL PUMP (L16)



PRINTED IN JAPAN


S	KEY NO.	PART NO.	DESCRIPTION	QTY	UNIT PKG FOR DST.	APPLIED MODEL	APPLIED DATE		ICA		SUPERSEDED
							FROM	UP TO	N	F	
	101	17010-H2501	ASSY-PUMP,FUEL (NIKKI)	1	1	L16					
	201	17076-21016	GASKET-BODY COVER	1	5						
	301	08310-51412	SCREW	5	50						
	401	08915-13510	WASHER-LOCK	5	50						
	501	17065-21016	ASSY-VALVE	2	10						
	601	17061-21015	GASKET-VALVE	2	10						
	701	08310-40812	SCREW-RETAINER	2	50						
	801	17103-H2510	ASSY-CONNECTOR,FUEL INLET	1	5						
	901	17103-H2511	ASSY-CONNECTOR,FUEL OUTLET	1	5						
	1001	17013-A0601	COMP-BODY,LOWER WITH ARM	1	1						
	1101	17020-21015	SPRING-ROCKER ARM	1	10						
	1201	17053-21017	ASSY-DIAPHRAGM	1	2						
	1301	17052-21016	SPRING-DIAPHRAGM	1	10						
	1401	08310-51612	SET-SCREW	6	50						
	1501	16420-A0600	SPACE-FUEL PUMP	1	5						
	1601	17099-A0600	PACKING-FUEL PUMP	2	10						
	1701	08915-13810	WASHER-LOCK	2	50						
	1801	08911-10810	NUT	2	50						
	1901	00915-41510	WASHER-PLAIN	2	50						

NOTE:

PRINTED IN JAPAN

NOTE

WATER PUMP (L16)



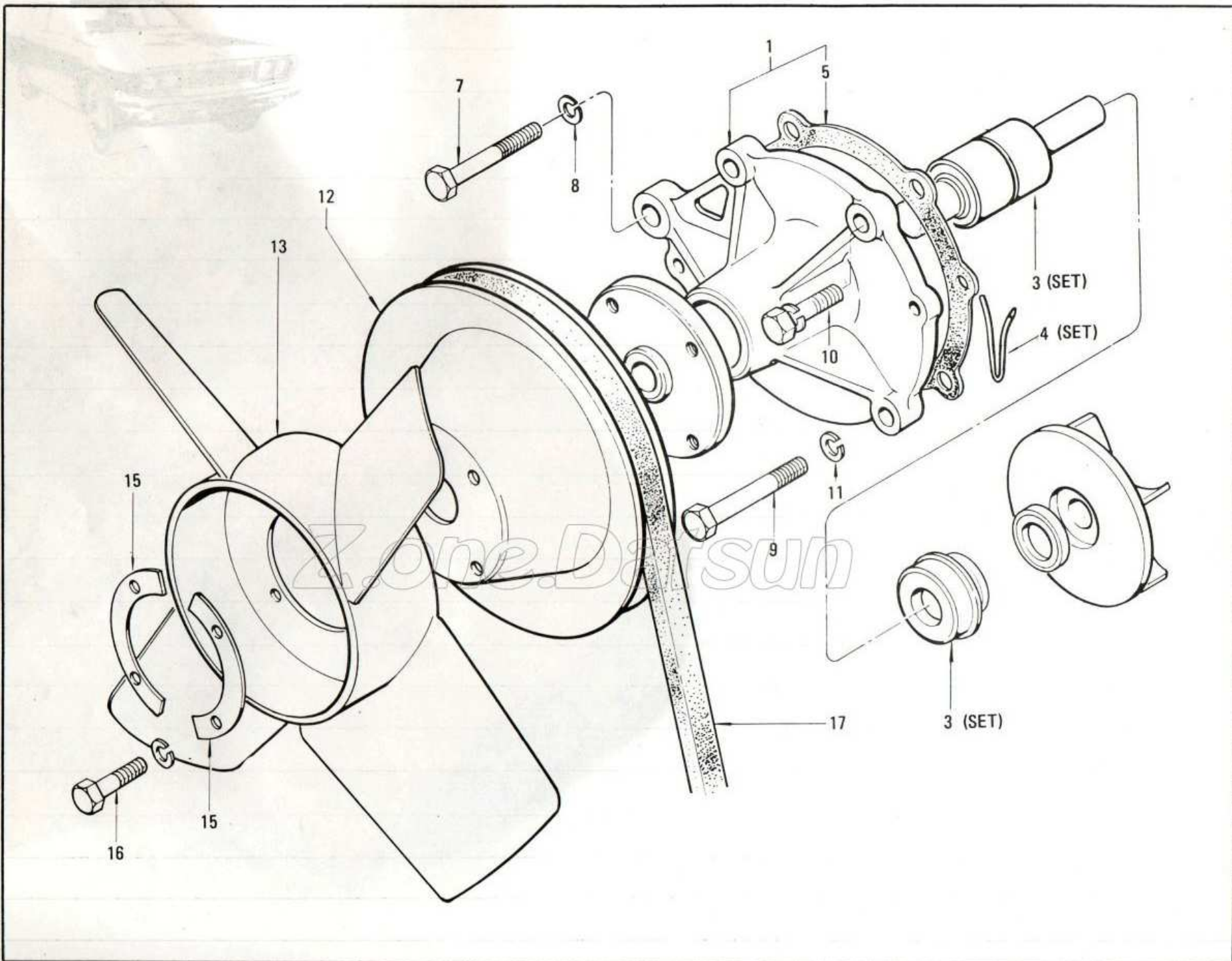
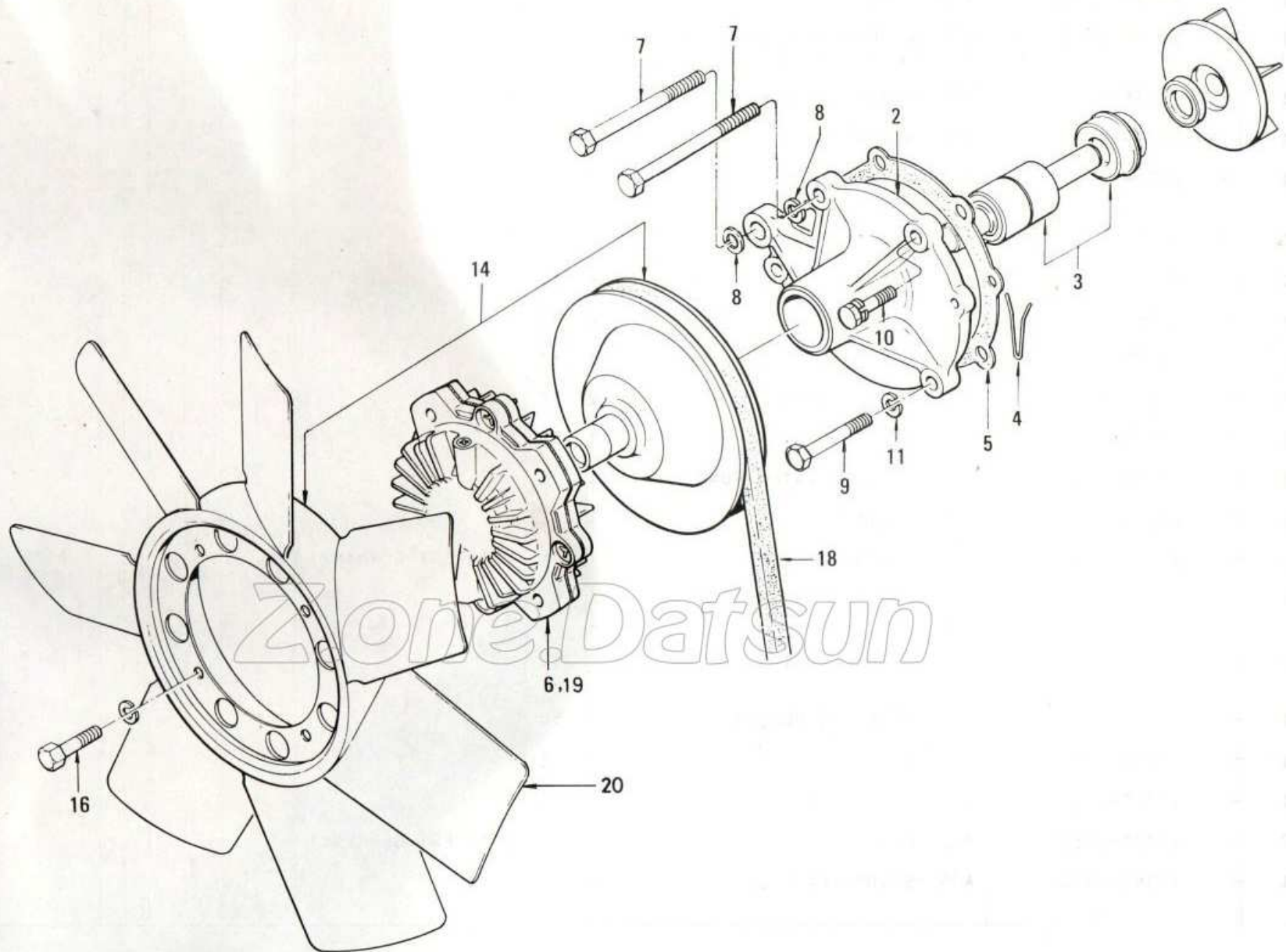


ILLUSTRATION 34-1



Zone Datsun

Ⓜ

PRINTED IN JAPAN



# WATER PUMP (L16)



S	KEY NO.	PART NO.	DESCRIPTION	QTY	UNT PKG FOR DIST.	APPLIED MODEL	APPLIED DATE			ICA		SUPERSEDED
							FROM	UP TO	TO	N	F	
	101	21010-21026	ASSY-PUMP, WATER	1	1	L16						
	201	21010-23025	ASSY-PUMP, WATER, WITH FAN CLUTH, FOR AIR CON	1	1	OP						
	301	21046-80700	SET-BEARING & SEAL	1	1							
	401	21047-80700	SEAL & WIRE SET	1	1							
	501	21014-21000	GASKET-WATER PUMP TO FRONT CODER	1	10							
	601	21081-23001	ASSY-CLUTCH, FAN, FOR AIR CON	1		OP						
	701	21078-21002	BOLT (88MM)	2	10							
	801	08915-13810	WASHER LOCK	2	50							
	901	21079-21002	BOLT (85MM)	1	10							
	1001	08120-62262	BOLT-WITH WASHER	2	50							
	1101	08915-13610	WASHER-LOCK	1	50							
	1201	21051-21000	PULLEY-FAN & WATER PUMP	1	1							
	1301	21060-A4600	FAN-COOLING	1	1							
	02	21060-23002	FAN-COOLING	1	1	L16(WEST GERMANY)						
	1401	21060-N0100	FAN-COOLING, FOR TROPICAL REGION	1	1	OP						
	1501	21069-21000	WASHER-LOCK FIXING FAN & PULLEY	2	10							
	1601	08120-62010	BOLT FIXING & PULLEY	4	50							
	1701	11720-22101	BELT-FAN	1	1							
	1801	11720-U0105	BELT-FAN, FOR AIR CON	1	1	OP						
	02	11720-U0105	BELT-FAN	1	1	L16(WEST GERMANY)						
	1901	21060-23002	ASSY-SPIDER, FAN FOR AIR CON	1	1	OP						

NOTE:

PRINTED IN JAPAN

S	KEY NO.	PART NO.	DESCRIPTION	QTY	UNIT PKG FOR DIST.	APPLIED MODEL	APPLIED DATE		ICA N F	SUPERSEDED
							FROM	UP TO		
	2001	21090-23000	OIL-SILCON,FAN CLUTCH (700 CST)	1	1	OP				



NOTE:

NOTE

WATER PUMP (L16)



A series of horizontal lines for taking notes, starting from the top right and extending down the page.

PUB. No.: C-0100L

ILLUSTRATION No.: 35



**This ILLUSTRATION has nothing to do with your vehicles.**