

FRONT AXLE & FRONT SUSPENSION

GI

SECTION FA

MA

EM

LC

MODIFICATION NOTICE:

- Tightening torque have been changed.
- Wheel alignment have been changed.

EC

FE

CONTENTS

CL

FRONT SUSPENSION2 SERVICE DATA AND SPECIFICATIONS (SDS)4

 Inspection and Adjustment4

MT

AT

TF

PD

FA

RA

BR

ST

RS

BT

HA

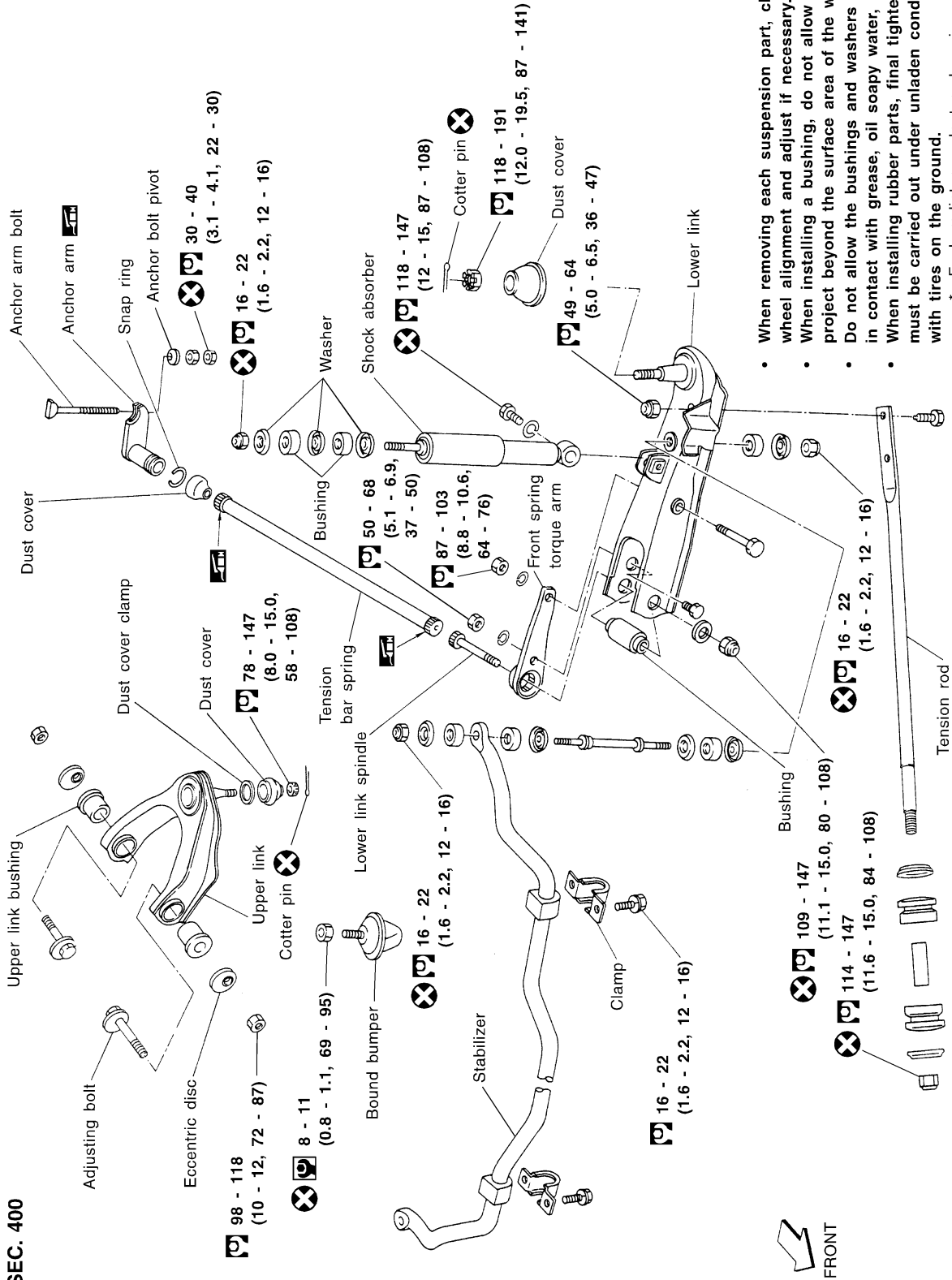
EL

IDX

FRONT SUSPENSION

2WD

SEC. 400



- When removing each suspension part, check wheel alignment and adjust if necessary.
- When installing a bushing, do not allow it to project beyond the surface area of the washer.
- Do not allow the bushings and washers to come in contact with grease, oil soapy water, etc.
- When installing rubber parts, final tightening must be carried out under unladen condition* with tires on the ground.

* Fuel, radiator coolant and engine oil full.
Spare tire, jack, hand tools and mats in designated positions.

- When removing or installing brake tubes, use flare nut torque wrench.

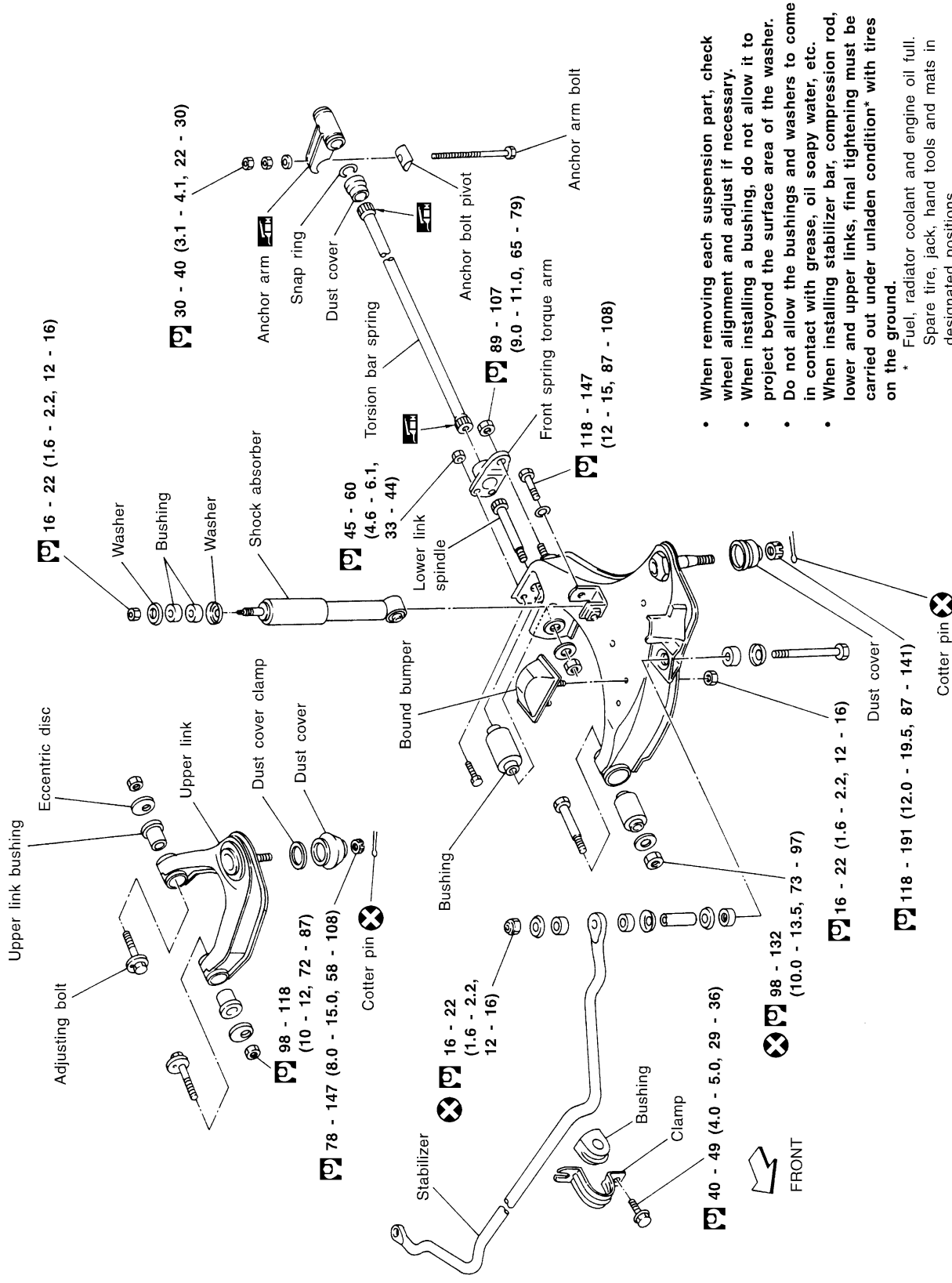
: N·m (kg-m, in-lb)

: N·m (kg-m, ft-lb)

FRONT SUSPENSION

4WD

SEC. 401



- When removing each suspension part, check wheel alignment and adjust if necessary.
 - When installing a bushing, do not allow it to project beyond the surface area of the washer.
 - Do not allow the bushings and washers to come in contact with grease, oil soapy water, etc.
 - When installing stabilizer bar, compression rod, lower and upper links, final tightening must be carried out under unladen condition* with tires on the ground.
- * Fuel, radiator coolant and engine oil full.
Spare tire, jack, hand tools and mats in designated positions.
- When removing or installing brake tubes, use flare nut torque wrench.

Ⓜ : N·m (kg·m, ft·lb)

GI
MA
EM
LC
EC
FE
CL
MT
AT
TF
PD
FA
RA
BR
ST
RS
BT
HA
EL
IDX

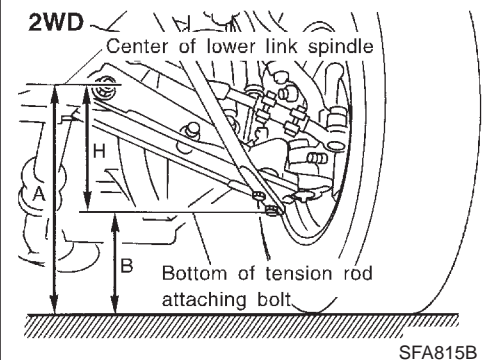
SERVICE DATA AND SPECIFICATIONS (SDS)

Inspection and Adjustment

WHEEL ALIGNMENT (Unladen*1)

2WD

Applied model		Europe and Australia	Except Europe and Australia		
Camber	Degree minute (Decimal degree)	Minimum	-0°05' (-0.08°)	-0°13' (-0.22°)	
		Nominal	0°25' (0.42°)	0°17' (0.28°)	
		Maximum	0°55' (0.92°)	0°47' (0.78°)	
		Left and right difference	45' (0.75°) or less		
Caster	Degree minute (Decimal degree)	Minimum	-0°08' (-0.13°)	0°02' (0.03°)	
		Nominal	0°22' (0.37°)	0°32' (0.53°)	
		Maximum	0°52' (0.87°)	1°02' (1.03°)	
		Left and right difference	45' (0.75°) or less		
Kingpin inclination	Degree minute (Decimal degree)	Minimum	8°35' (8.58°)	8°43' (8.72°)	
		Nominal	9°05' (9.08°)	9°13' (9.22°)	
		Maximum	9°35' (9.58°)	9°43' (9.72°)	
Total toe-in	Distance (A - B) mm (in)	Radial tire	Minimum	2 (0.08)	
			Nominal	3 (0.12)	
			Maximum	4 (0.16)	
		Bias tire	Minimum	4 (0.16)	
			Nominal	5 (0.20)	
			Maximum	6 (0.24)	
	Angle (left plus right)	Degree minute (Decimal degree)	Radial tire	Minimum	10' (0.17°)
				Nominal	15' (0.25°)
				Maximum	20' (0.33°)
			Bias tire	Minimum	20' (0.33°)
				Nominal	25' (0.42°)
				Maximum	30' (0.50°)
Wheel turning angle	Inside Full turn*2	Degree minute (Decimal degree)	Minimum	36°00' (36.00°)	36°12' (36.20°)
			Nominal	38°00' (38.00°)	38°12' (38.20°)
			Maximum	38°00' (38.00°)	38°12' (38.20°)
	Outside	Degree minute (Decimal degree)	Minimum	32°36' (32.60°)	32°48' (32.80°)
			Nominal	34°36' (34.60°)	34°48' (34.80°)
			Maximum	34°36' (34.60°)	34°48' (34.80°)
Vehicle posture Lower arm pivot height (H)		mm (in)	111 - 115 (4.37 - 4.53)	120 - 124 (4.72 - 4.88)	



*1: Fuel, radiator coolant and engine oil full. Spare tire, jack, hand tools and mats in designated positions.

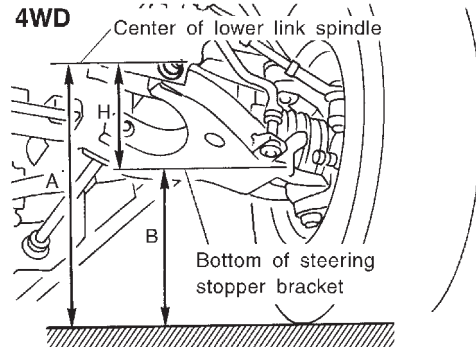
*2: On power steering models, wheel turning force (at circumference of steering wheel) of 98 to 147 N (10 to 15 kg, 22 to 33 lb) with engine idle.

SERVICE DATA AND SPECIFICATIONS (SDS)

Inspection and Adjustment (Cont'd)

4WD

Applied model		Europe and Australia		Except Europe and Australia		
		255/70R15 tire	Except 255/70R15 tire			
Camber	Degree minute (Decimal degree)	Minimum	0°06' (0.10°)			
		Nominal	0°36' (0.60°)			
		Maximum	1°06' (1.10°)			
		Left and right difference	45' (0.75°) or less			
Caster	Degree minute (Decimal degree)	Minimum	1°40' (1.67°)			
		Nominal	2°10' (2.17°)			
		Maximum	2°40' (2.67°)			
		Left and right difference	45' (0.75°) or less			
Kingpin inclination	Degree minute (Decimal degree)	Minimum	10°18' (10.30°)			
		Nominal	10°48' (10.80°)			
		Maximum	11°18' (11.30°)			
Total toe-in	mm (in)	Radial tire	Minimum	3 (0.12)		
			Nominal	4 (0.16)		
			Maximum	5 (0.20)		
		Bias tire	Minimum	4 (0.16)		
			Nominal	5 (0.20)		
			Maximum	6 (0.24)		
Angle (left plus right)	Degree minute (Decimal degree)	Radial tire	Minimum	15' (0.25°)		
			Nominal	20' (0.33°)		
			Maximum	25' (0.42°)		
		Bias tire	Minimum	20' (0.33°)		
			Nominal	25' (0.42°)		
			Maximum	30' (0.50°)		
Wheel turning angle	Degree minute (Decimal degree)	Inside	Minimum	31°00' (31°00')	33°06' (33.10°)	33°18' (33.30°)
			Nominal	33°00' (33°00')	35°06' (35.10°)	35°18' (35.30°)
			Maximum	33°00' (33°00')	35°06' (35.10°)	35°18' (35.30°)
		Outside	Minimum	29°00' (29°00')	31°12' (31.20°)	31°30' (31.50°)
			Nominal	31°00' (31°00')	33°12' (33.20°)	33°30' (33.50°)
			Maximum	31°00' (31°00')	33°12' (33.20°)	33°30' (33.50°)
Vehicle posture	Lower arm pivot height (H)	mm (in)	45.5 - 49.5 (1.791 - 1.949)		53.3 - 57.3 (2.098 - 2.256)	



SFA816B

*2: On power steering models, wheel turning force (at circumference of steering wheel) of 98 to 147 N (10 to 15 kg, 22 to 33 lb) with engine idle.